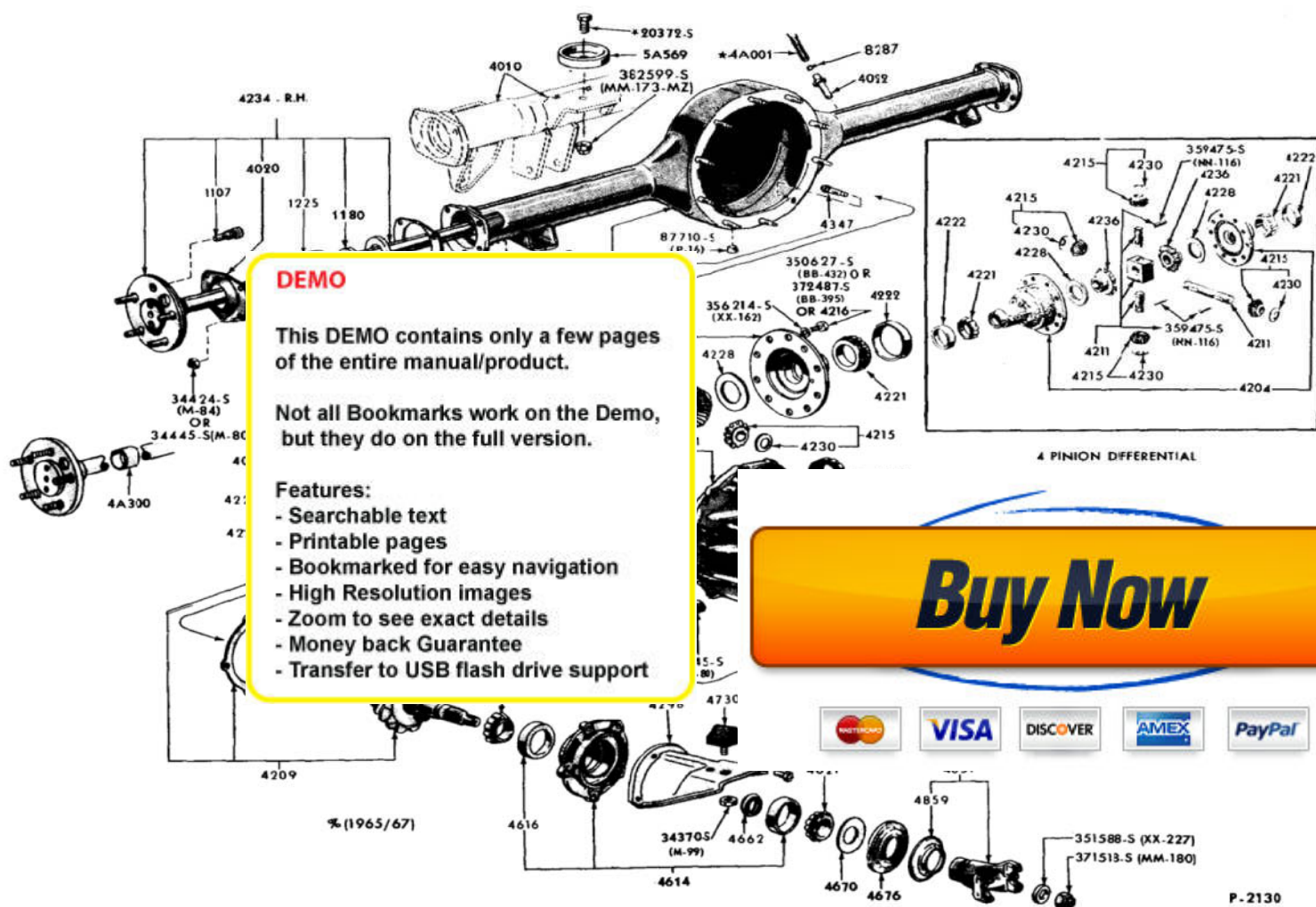


Professional Restoration Series
Discover more ebooks! Visit our website: fordshopmanual.com

1972 Mustang

Part & Body Illustrations



Buy Now



Copyright © 2009, Forel Publishing Company, LLC, Woodbridge, Virginia


All Rights Reserved. No part of this book may be used or reproduced in any manner whatsoever without written permission of Forel Publishing Company, LLC. For information write to Forel Publishing Company, LLC, 3999 Peregrine Ridge Ct., Woodbridge, VA 22192

1972 Mustang Part and Body Illustrations

EAN: 978-1-60371-040-0

ISBN: 1-60371-040-X

***Forel Publishing Company, LLC
3999 Peregrine Ridge Ct.
Woodbridge, VA 22192***



This publication contains material that is reproduced and distributed under a license from Ford Motor Company. No further reproduction or distribution of the Ford Motor Company material is allowed without the express written permission of Ford Motor Company.

Note from the Editor

This product was compiled using original Ford Motor Company publications. The contents of this product were extracted from: 1965/72 Ford Car Master Parts and Accessory Catalog (FP-7635- A and FP-7635- B).

Disclaimer

Although every effort was made to ensure the accuracy of this book, no representations or warranties of any kind are made concerning the accuracy, completeness or suitability of the information, either expressed or implied. As a result, the information contained within this book should be used as general information only. The author and Forel Publishing Company, LLC shall have neither liability nor responsibility to any person or entity with respect to any loss or damage caused, or alleged to be caused, directly or indirectly by the information contained in this book. Further, the publisher and author are not engaged in rendering legal or other professional services. If legal, mechanical, electrical, or other expert assistance is required, the services of a competent professional should be sought.

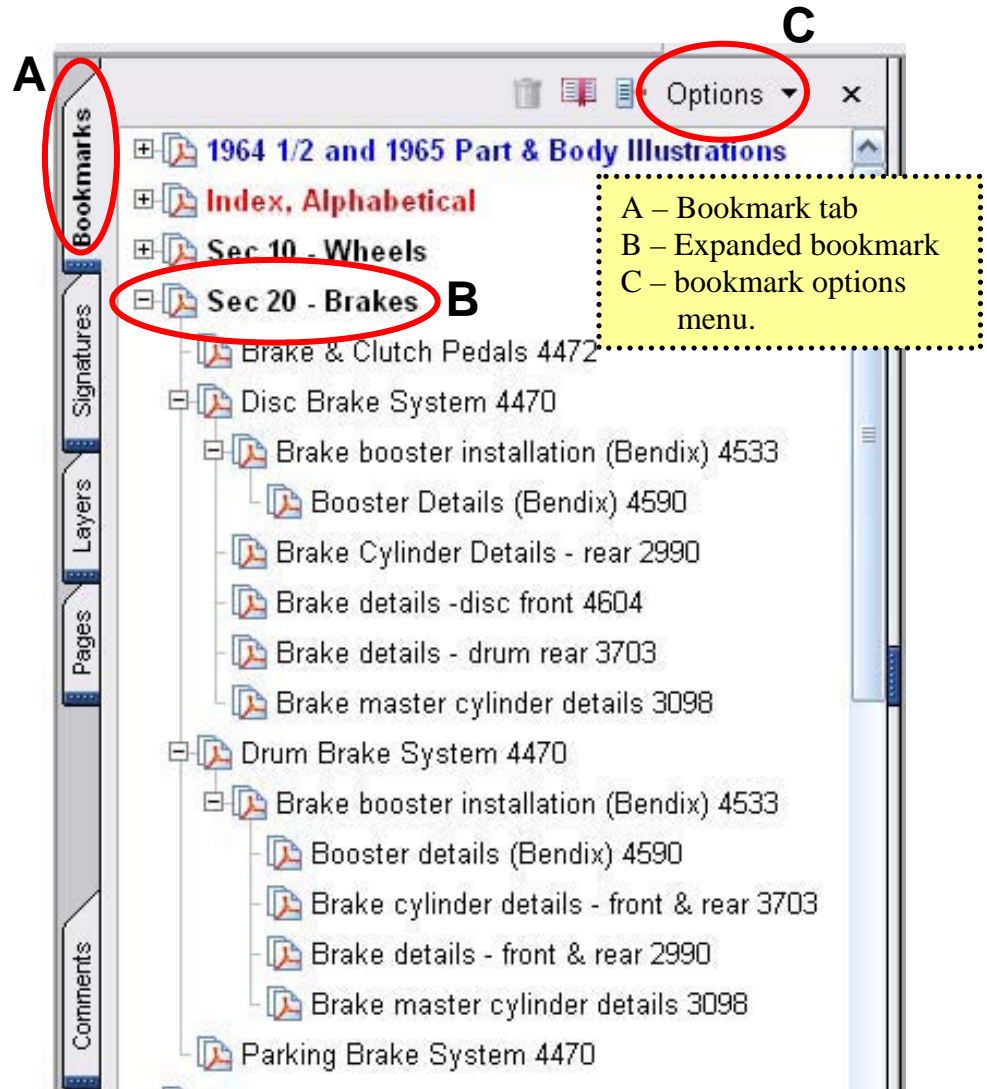
Navigating with bookmarks

This manual is primarily organized using “bookmarks”. Bookmarks are found on the left side of the screen and allow the user to navigate directly to a specific location within the document.

To browse using a bookmark:

1. Click the Bookmarks tab on the left side of the window, or choose view>Navigation Tabs>Bookmarks to display bookmarks.
2. To jump to a topic using its bookmark, click the bookmark. Click the plus sign (+) next to a parent bookmark to expand it. Click the minus sign (-) next to a bookmark to hide its children.

Note: Clicking a bookmark might perform an action instead of taking you to another location. It depends on how the bookmark was defined. For example, a hyperlinked bookmark could take you to a website.



If the list of bookmarks disappears when you click a bookmark, click the Bookmarks tab to display the list again. If you want the Bookmarks tab to always remain open after you click a bookmark, click the Options menu at the top of the Bookmarks panel, and make sure Hide After Use is not selected.

Basic Manual Organization

This manual is organized in three ways: **Illustration Number**, **Groupings by Sections** and **Alphabetical**.

Illustration Number:

Each illustration has its own illustration number. For example, the illustration for Brake & Clutch Pedals is illustration number “P-4472” and the illustration for the Brake Cylinder Details is “P-2990”. The pages of this book are arranged in illustration number order. Therefore, illustration 4473 would follow 2990.

Note: Illustrations are in numerical, not alphabetical order.

Groupings by Sections:

The grouping of diagrams by “section” is similar to how the Ford Motor Company originally organized its Master Parts and Accessories Catalog which contained both illustrations and part numbers to identify parts. For example, **Section 20 – Brakes** groups most brake related parts for this vehicle.

This manual uses bookmarks to follow that same organization and uses the same terms Ford used to identify the diagrams. In addition, the diagram number has been added to the end of the description. For example, **“Disc Brake System 4470”** is the basic name of the diagram and the diagram number is 4470. For the bookmarks and index’s in this manual, the “P-“ has been omitted.

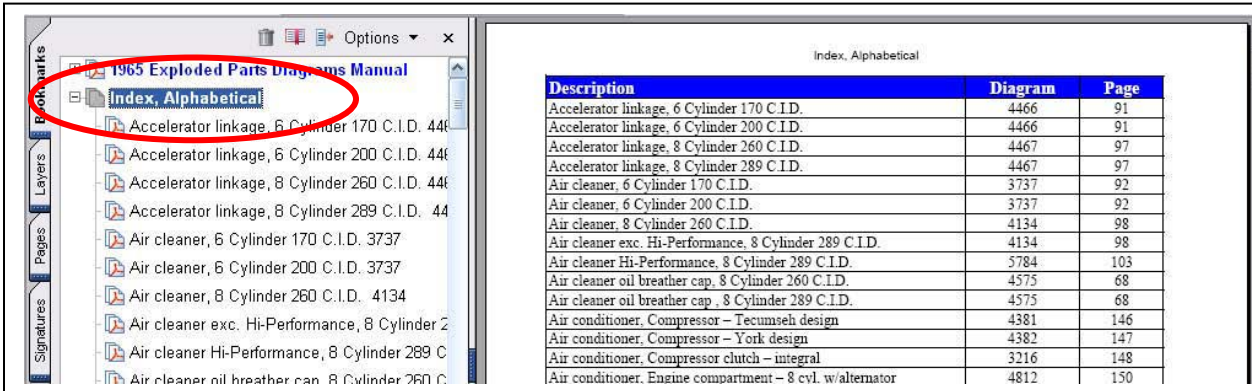
Sec 20 - Brakes

- Brake & Clutch Pedals 4472
- Disc Brake System 4470
 - Brake booster installation (Bendix) 4533
 - Booster Details (Bendix) 4590
- Brake Cylinder Details - rear 2990
- Brake details -disc front 4604
- Brake details - drum rear 3703
- Brake master cylinder details 3098
- Drum Brake System 4470
 - Brake booster installation (Bendix) 4533
 - Booster details (Bendix) 4590
 - Brake cylinder details - front & rear 2990
 - Brake details - front & rear 2990
 - Brake master cylinder details 3098
- Parking Brake System 4470

The grouping of diagrams by number is useful in finding most diagrams related to a major group.

Alphabetical:

The alphabetical listing is a simple alphabetized listing of all diagrams. In some cases, if the diagram contained more than one major component, the diagram may be identified more than once. Expand the “Index, Alphabetical” bookmark to view details. The associated page contains the description, diagram number and page number for easy reference.



The screenshot shows a software window titled "1965 Exploded Parts Diagrams Manual". On the left, a "Bookmarks" pane lists several items, with "Index, Alphabetical" highlighted and circled in red. The main window displays a table titled "Index, Alphabetical" with three columns: "Description", "Diagram", and "Page". The table lists various engine components and their corresponding diagram numbers and page numbers.

Description	Diagram	Page
Accelerator linkage, 6 Cylinder 170 C.I.D.	4466	91
Accelerator linkage, 6 Cylinder 200 C.I.D.	4466	91
Accelerator linkage, 8 Cylinder 260 C.I.D.	4467	97
Accelerator linkage, 8 Cylinder 289 C.I.D.	4467	97
Air cleaner, 6 Cylinder 170 C.I.D.	3737	92
Air cleaner, 6 Cylinder 200 C.I.D.	3737	92
Air cleaner, 8 Cylinder 260 C.I.D.	4134	98
Air cleaner exc. Hi-Performance, 8 Cylinder 289 C.I.D.	4134	98
Air cleaner Hi-Performance, 8 Cylinder 289 C.I.D.	5784	103
Air cleaner oil breather cap, 8 Cylinder 260 C.I.D.	4575	68
Air cleaner oil breather cap, 8 Cylinder 289 C.I.D.	4575	68
Air conditioner, Compressor – Tecumseh design	4381	146
Air conditioner, Compressor – York design	4382	147
Air conditioner, Compressor clutch – integral	3216	148
Air conditioner, Engine compartment – 8 cyl. w/alternator	4812	150

Note: Illustrations are in numerical, not alphabetical order.

Index, Numerical Order
1972 Mustang Part and Body Illustrations

Number	Description	Page
1246	Oil filters - cartridge type	20
2130	Rear Axle Non-Locking (separate carrier)	21
2384	Oil filters - spin-on type	22
2486	Oil Filters - spin-on type and adapter	23
2962	Water Pumps, 6 cyl. - 200, 250 engines	24
2963	Oil pump, 6 Cylinder 200, 250 C.I.D.	25
2964	Camshaft, gear and bearings, 6 Cylinder 200, 250 C.I.D.	26
3088	Cylinder block, 6 Cylinder 200, 250 C.I.D.	27
3089	Valves, push rods and rocker arm cover, 6 Cylinder	28
3090	Piston and connecting rod, 6 Cylinder 200, 250 C.I.D.	29
3118	Front and rear wheel, hub, & bearing	30
3144	Drive Shaft	31
3147	Cooling Systems, 6 & 8 Cyl. Engines	32
3191	Starter and Drive Assy. – Positive Engagement	33
3216	Air conditioner, Compressor clutch (integral)	34
3627	Transmission Automatic, Vacuum throttle valve, lines and fittings - typical	35
3703	Brake details - drum rear	36
3726	Valves, push rods and rocker arm cover, 6 Cyl and 8 Cyl 260, 289,302,351,400,429,460	37
3727	Cylinder head, valves, and related parts, 8 Cyl.	38
3732	Piston and connecting rod, 6 Cyl and 8 Cyl 260, 289,302,351,400,429,460 C.I.D.	39
3733	Camshaft, gear and bearings, 8 Cylinder 289 C.I.D.	40
3734	Crankshaft and flywheel, 8 Cylinder 289 C.I.D.	41
3736	Oil pump, 8 Cylinder 260, 289,302,351,400,429,460 C.I.D.	42
3742	Intake manifold & related parts, 8 Cylinder 289 CID Engine	43
3906	Brake Cylinder Details - front & rear	44
4326	Transmission C4 Type, Case, converter assy., extension, pump - typical	45
4327	Transmission C4 Type, Clutches, gears, shafts, rear support - typical	46
4328	Transmission C4 Type, Servo and band, front - typical	47
4329	Transmission C4 Type, Servo and band, rear - typical	48
4330	Transmission C4 Type, Parking pawl, throttle and manual control linkage - typical	49
4381	Air conditioner, Compressor (Tecumseh design)	50
4382	Air conditioner, Compressor (York design)	51
4507	Transmission C4 Type, Main control valve body assy. (Basic 7A100) - typical	52

Index, Numerical Order
1972 Mustang Part and Body Illustrations

Number	Description	Page
4508	Alternator (Ford 15 volt-38, 42, 45, 55, 60 amp)	53
4575	Air cleaner oil breather cap , Closed System	54
4723	Steering Gear Details (Saginaw Design)	55
4862	Transmission Automatic, bushings	56
4899	Crankshaft and flywheel, 6 Cylinder 200, 250 C.I.D.	57
5143	Water Pumps, 8 cyl. - 289, 302, 351W engine (with cover)	58
5172	Transmission C6 Type, Case, converter assy., extension, pump - typical	59
5173	Transmission C6 Type, Clutches, gears, shafts - typical	60
5174	Transmission C6 Type, Servo and band - typical	61
5176	Transmission C6 Type, Main control valve body assy. (Basic 7A100) - typical	62
5191	Transmission C6 Type, Parking pawl, throttle and manual control linkage - typical	63
5394	Alternator (Ford 15 volt - 65 amp)	64
5518	Brake Master Cylinder details	65
5525	Voltage Regulator (Ford 15 volt, negative ground)	66
5526	Starter Drive (Ford 12 volt – positive engagement)	67
5615	Steering, Power steering pump details	68
5723	Cooling System - 390, 427, 428, 429 CID Engine	69
5773	Mirror - remote control	70
5952	Starter and Solenoid (Ford 12 volt - positive engagement)	71
5960	Suspension, Rear	72
6218	Brake Details, disc front	73
6221	Air Cleaner - 6 Cylinder	74
6440	Door Bumpers, rubber	75
6459	Rear Axle, Locking (Traction Lok)	76
6462	Transmission FMX type - Case, converter assy., extension, pump, rear support - typical	77
6463	Transmission FMX type - Clutches, gears, shafts, extension - typical	78
6464	Transmission FMX type - Servo and band, front - typical	79
6465	Transmission FMX type - Servo and band, rear - typical	80
6466	Transmission FMX type - Main control valve body assy. (Basic 7A100) - typical	81
6470	Transmission FMX type - Oil pressure regulator assy. (Basic 7A139) - typical	82
6471	Transmission FMX type - Parking pawl, throttle and manual control linkage - typical	83
6472	Transmission FMX type - Oil pressure tubes installation - typical	84

Index, Numerical Order
1972 Mustang Part and Body Illustrations

Number	Description	Page
6492	Water Pump - 8 cyl. 351C, 400, 429, 460 engines	85
6738	Luggage Carrier - luggage compartment mounted - removable	86
6794	Gear Shift Mechanism, Transmission - console or floor mtd - 3 speed trans.	87
6802	Transmission Automatic, Shift control selector mechanism, Automatic	88
6809	Headrest, Front Seat	89
6927	Suspension, Front	90
6980	Hinges - front door upper	91
6981	Hinges - front door lower	92
6984	Engine Oil Cooler System	93
7040	Courtesy Lamp - pillar mounted	94
7041	Transmission Oil cooling system, automatic - typical	95
7063	Jack and Spare Wheel Parts	96
7078	AM Stereo Tape Player, AM/FM Multiplex Radio with speakers - integral	97
7183	Pressure Release Vent - Quarter	98
7245	Steering Column - floor shift - fixed wheel	99
7246	Steering Column - floor shift - tilt wheel	100
7295	Carburetor - Carter RBS (6 cyl. 250 CID engine)	101
7364	Steering, Power Steering Pump Installation	102
7402	Luggage Carrier, Ski Rack, Luggage Cover - Luggage Compartment Mounted	103
7428	Luggage Compartment trim	104
7455	Suspension, Rear - maximum handling stabilizer bar	105
7499	Gear Shift Mechanism - Hurst Floor Mounted - 4 Speed Manual Transmission	106
7513	Steering Wheel - 2 spoke	107
7589	Engine Governor Transistorized - 302, 428, 429 CJ & SCJ	108
7741	Air Conditioner - engine compartment - integral 6 cyl. 200, 250 CID	109
7742	Air Conditioner - Engine Compartment 8 cyl. Integral, 302, 351 CID	110
7743	Air Conditioner - Engine Compartment 8 cyl. Integral, 429 CID	111
7802	Handles and latch parts (front door)	112
7824	Window parts (front door)	113
7846	Window parts - stationary - (quarter) - body type 63	114
7847	Window parts - moveable - (quarter) - body type 63, 65, 76	115
7848	Seat, Rear Seat - folding - body type 63	116
7856	Back Window - outside - body type 65	117
7857	Back Window - outside - body type 63	118
7859	Exterior Mouldings - body type 63D, 65, 76 - side	119

Index, Numerical Order
1972 Mustang Part and Body Illustrations

Number	Description	Page
7860	Exterior Mouldings - body type 63R - side	120
7861	Exterior Mouldings - body type 65F, 76D - back end	121
7862	Exterior Mouldings - body type 63R - back end	122
7877	Sheet Medal - body types 63, 65 - under body	123
7878	Sheet Medal - body types 75 - under body	124
7879	Sheet Medal - body types 63 - upper body	125
7880	Sheet Medal - body types 65 - upper body	126
7882	Sheet Medal - body types 76 - upper body	127
7895	Exterior Mouldings - body type 63D - back end	128
8047	Seat, Front Seat Back Latch Mechanism - Automatic - center	129
8051	Windshield - body types 63, 65	130
8052	Console (floor)	131
8053	Interior Trim Parts - body type 63 - w/fixed rear seat	132
8054	Interior Trim Parts - body type 63 - w/folding rear seat	133
8055	Interior Trim Parts - body type 65	134
8056	Interior Trim Parts - body type 76	135
8057	Consolette and related parts	136
8059	Windshield - body type 76	137
8075	Seat, Front Seat Mechanism - lower half	138
8076	Seat, Front Seat Mechanism - upper half	139
8084	Bumper, rear	140
8086	Sheet Metal, Hood	141
8087	Bumper, front	142
8090	Radiator Grille - w/ Sport Lamps	143
8091	Radiator Grille - w/o Sport Lamps	144
8093	Sheet Metal, Fender and Apron Sheet Metal	145
8098	Lamp, Rear, Backup, License Plate and Body Side Marker	146
8112	Exterior Mouldings - Spoiler - rear deck	147
8119	Steering, Power Steering Pump Installation (302, 351 Engines)	148
8121	Steering Linkage (Power and Manual)	149
8126	Fuel System	150
8135	Accelerator Linkage, 250 CID engine	151
8136	Accelerator Linkage, 302, 351, 400, 429 engines	152
8141	Brakes, Disc Brake System	153
8142	Brakes, Drum Brake System	154

Index, Numerical Order
1972 Mustang Part and Body Illustrations

Number	Description	Page
8143	Brakes, Parking Brake System	155
8144	Clutch and Clutch Pedal	156
8147	Lamp, Sports, Headlamp, Parking and Front Fender Side Marker	157
8172	Roof Side Moulding and weatherstrips - body type 63	158
8205	Instrument Cluster and related parts	159
8206	Wiring System - instrument panel	160
8210	Instrument Panel	161
8211	Instrument Panel Pad and attaching parts	162
8225-A	Folding Top Parts - less trim - body type 76	163
8225-B	Folding Top Parts - less trim - body type 76 (cont.)	164
8269	Engine Supports and Insulators - 250 Engines, front and rear	165
8270	Engine Supports and Insulators - 302, 351 Engines, front and rear	166
8277	Back Belt Mouldings - body type 76	167
8290	Air Cleaner - 351 Engine - Ram Air	168
8293	Air Conditioner - vacuum hoses - integral - 6 cyl. and 8 cyl.	169
8300	Air Conditioner - controls - integral	170
8301	Air Conditioner - passenger compartment - integral	171
8302	Heater and controls	172
8309	Steering Wheel - 2 spoke - button blow	173
8322	Intake Manifold - 8 cyl. 429 CID	174
8367	Cylinder Block - external (Cleveland)	175
8368	Cylinder Block - internal (Cleveland)	176
8369	Cylinder Block - external (Windsor)	177
8370	Cylinder Block - internal (Windsor)	178
8372	Engine Assembly - 351 CID	179
8387	Windshield Wiper	180
8388	Windshield Washer	181
8398	Engine assembly, 6 Cylinder 250 C.I.D.	182
8403	Engine Assembly - 8 cylinder 429, 460 CID	183
8406	Wiring System (Page A)	184
8408	Rocker arm cover type-closed system, 6 Cylinder 200, 250	185
8410	Wiring System (Page C)	186
8411	Wiring System (Page B)	187
8413	Emission Reduction System - closed	188
8425	Window Regulators - electric, controls, wiring system	189

Index, Numerical Order
1972 Mustang Part and Body Illustrations

Number	Description	Page
8426	Convertible Top Electrical System	190
8429	Warning Indicator System - safety convenience	191
8431	Window, back - Heated (defroster)	192
8434	Seat Belt Warning Lamp and related parts	193
8534	Seat, Front seat back latch mechanism - automatic - outboard	194
8571	Roof Cover Moulding - body type 65	195
8847	Air Conditioner Evaporator Parts - Passenger Compartment - Hang-on	196
8853	Air Conditioner - Engine Compartment 6 cyl. w/ hang-on	197
8855	Air Conditioner - Engine Compartment 8 cyl. w/ hang-on 351 CID	198
8856	Air Conditioner - Engine Compartment 8 cyl. w/ hang-on 302 CID	199
8877	Seat Belt and Shoulder Harness Installation - front seat	200
8878	Seat Belt Installation - rear seat	201
8880	Air Conditioning (Passenger Compartment), Deluxe Hang-on	202
8881	Air Conditioning (Passenger Compartment), Economy Hang-on	203
8882	Air Conditioner Condensor, Dehydrator and related parts	204
8882-A	Air Conditioner Condensor, Dehydrator and related parts	205
8934	Carburetor - Ford 4V (4300)	206
9043	Electronic Spark Control System (E.S.C.) - 6 cylinder 250 Engine	207
9046	Electronic Spark Control System (E.S.C.) - 8 cylinder 302-2V Engine	208
9050	Electronic Spark Control System (E.S.C.) - 8 cylinder 351-4V Engine w/Ram Air	209
9053	Electronic Spark Control System (E.S.C.) - 8 cylinder 351-4V Engine w/o Ram Air	210
9084	Carburetor - Ford 2V	211
9106	Ventilating Ducts	212
9118	Air Cleaner - 8 Cyl. - 351-4V Cobra Jet - exc. Ram Air, except California	213
9120	Air Cleaner - 8 cylinder - except California	214
9122	Air Cleaner - 8 Cyl. - 351-2V - except California	215
9126	Air Cleaner - 8 Cyl. - 351-2V - California	216
9127	Air Cleaner - 8 Cyl. - 351-4V Cobra Jet - exc. Ram Air, California only	217
9199	Roof Side Moulding and weatherstrips - body type 65	218
9266	Seat Belt Warning System	219
9288	Distributor - Single Point (8 Cylinder)	220
9859	Steering Gear Details	221
9881	Transmission, Manual 4 Speed, Ford Design	222
9882	Transmission, Manual 3 Speed, 3.03	223

Index, Numerical Order
1972 Mustang Part and Body Illustrations

Number	Description	Page
10061	Door Edge Guard	224
10159	Latch Parts (Luggage Compartment)	225
10207	Instrument Cluster, Auxiliary - w/gauges	226
10328	Alternator (Motorcraft 15 volt 70 amp)	227
10451	Distributor (6 cylinder 170, 200 240, 250 engines)	228
10542	Door Trim Panels	229
10590	Distributor - Dual Point (8 Cylinder)	230
10685	Steering Wheel - 3 spoke - rim blow - w/o cover	231
11434	Windshield wiper - wiper motor (2 speed Ford electric)	232
11536	Child safety seat	233
EA-39	Exhaust System, 250-1B, Single Exhaust	234
EA-40	Exhaust System, 302-2B, Single Exhaust	235
EA-42	Exhaust System, 351-2B, Single Exhaust	236
EA-43	Exhaust System, 351-4B, Dual Exhaust, CJ & Special	237

Index, Alphabetical Order
1972 Mustang Part and Body Illustrations

Description	Number	Page
Accelerator Linkage, 250 CID engine	8135	151
Accelerator Linkage, 302, 351, 400, 429 engines	8136	152
Air Cleaner - 351 Engine - Ram Air	8290	168
Air Cleaner - 6 Cylinder	6221	74
Air Cleaner - 8 Cyl. - 351-2V - California	9126	216
Air Cleaner - 8 Cyl. - 351-2V - except California	9122	215
Air Cleaner - 8 Cyl. - 351-4V Cobra Jet - exc. Ram Air, except California	9118	213
Air Cleaner - 8 Cyl. - 351-4V Cobra Jet - exc. Ram Air, California only	9127	217
Air Cleaner - 8 cylinder - except California	9120	214
Air cleaner oil breather cap , Closed System	4575	54
Air Conditioner - controls - integral	8300	170
Air Conditioner - engine compartment - integral 6 cyl. 200, 250 CID	7741	109
Air Conditioner - Engine Compartment 6 cyl. w/ hang-on	8853	197
Air Conditioner - Engine Compartment 8 cyl. Integral, 302, 351 CID	7742	110
Air Conditioner - Engine Compartment 8 cyl. Integral, 429 CID	7743	111
Air Conditioner - Engine Compartment 8 cyl. w/ hang-on 302 CID	8856	199
Air Conditioner - Engine Compartment 8 cyl. w/ hang-on 351 CID	8855	198
Air Conditioner - passenger compartment - integral	8301	171
Air Conditioner - vacuum hoses - integral - 6 cyl. and 8 cyl.	8293	169
Air Conditioner Condensor, Dehydrator and related parts	8882	204
Air Conditioner Condensor, Dehydrator and related parts	8882-A	205
Air Conditioner Evaporator Parts - Passenger Compartment - Hang-on	8847	196
Air conditioner, Compressor (York design)	4382	51
Air conditioner, Compressor (Tecumseh design)	4381	50
Air conditioner, Compressor clutch (integral)	3216	34
Air Conditioning (Passenger Compartment), Deluxe Hang-on	8880	202
Air Conditioning (Passenger Compartment), Economy Hang-on	8881	203
Alternator (Ford 15 volt - 65 amp)	5394	64
Alternator (Ford 15 volt-38, 42, 45, 55, 60 amp)	4508	53
Alternator (Motorcraft 15 volt 70 amp)	10328	227
AM Stereo Tape Player, AM/FM Multiplex Radio with speakers - integral	7078	97
Back Belt Mouldings - body type 76	8277	167
Back Window - outside - body type 63	7857	118
Back Window - outside - body type 65	7856	117
Brake Cylinder Details - front & rear	3906	44

Index, Alphabetical Order
1972 Mustang Part and Body Illustrations

Description	Number	Page
Brake details - drum rear	3703	36
Brake Details, disc front	6218	73
Brake Master Cylinder details	5518	65
Brakes, Disc Brake System	8141	153
Brakes, Drum Brake System	8142	154
Brakes, Parking Brake System	8143	155
Bumper, front	8087	142
Bumper, rear	8084	140
Camshaft, gear and bearings, 6 Cylinder 200, 250 C.I.D.	2964	26
Camshaft, gear and bearings, 8 Cylinder 289 C.I.D.	3733	40
Carburetor - Carter RBS (6 cyl. 250 CID engine)	7295	101
Carburetor - Ford 2V	9084	211
Carburetor - Ford 4V (4300)	8934	206
Child safety seat	11536	233
Clutch and Clutch Pedal	8144	156
Console (floor)	8052	131
Consolette and related parts	8057	136
Convertible Top Electrical System	8426	190
Cooling System - 390, 427, 428, 429 CID Engine	5723	69
Cooling Systems, 6 & 8 Cyl. Engines	3147	32
Courtesy Lamp - pillar mounted	7040	94
Crankshaft and flywheel, 6 Cylinder 200, 250 C.I.D.	4899	57
Crankshaft and flywheel, 8 Cylinder 289 C.I.D.	3734	41
Cylinder Block - external (Cleveland)	8367	175
Cylinder Block - external (Windsor)	8369	177
Cylinder Block - internal (Cleveland)	8368	176
Cylinder Block - internal (Windsor)	8370	178
Cylinder block, 6 Cylinder 200, 250 C.I.D.	3088	27
Cylinder head, valves, and related parts, 8 Cyl.	3727	38
Distributor - Dual Point (8 Cylinder)	10590	230
Distributor - Single Point (8 Cylinder)	9288	220
Distributor (6 cylinder 170, 200 240, 250 engines)	10451	228
Door Bumpers, rubber	6440	75
Door Edge Guard	10061	224
Door Trim Panels	10542	229

Index, Alphabetical Order
1972 Mustang Part and Body Illustrations

Description	Number	Page
Drive Shaft	3144	31
Electronic Spark Control System (E.S.C.) - 6 cylinder 250 Engine	9043	207
Electronic Spark Control System (E.S.C.) - 8 cylinder 302-2V Engine	9046	208
Electronic Spark Control System (E.S.C.) - 8 cylinder 351-4V Engine w/Ram Air	9050	209
Electronic Spark Control System (E.S.C.) - 8 cylinder 351-4V Engine w/o Ram Air	9053	210
Emission Reduction System - closed	8413	188
Engine Assembly - 351 CID	8372	179
Engine Assembly - 8 cylinder 429, 460 CID	8403	183
Engine assembly, 6 Cylinder 250 C.I.D.	8398	182
Engine Governor Transistorized - 302, 428, 429 CJ & SCJ	7589	108
Engine Oil Cooler System	6984	93
Engine Supports and Insulators - 250 Engines, front and rear	8269	165
Engine Supports and Insulators - 302, 351 Engines, front and rear	8270	166
Exhaust System, 250-1B, Single Exhaust	EA-39	234
Exhaust System, 302-2B, Single Exhaust	EA-40	235
Exhaust System, 351-2B, Single Exhaust	EA-42	236
Exhaust System, 351-4B, Dual Exhaust, CJ & Special	EA-43	237
Exterior Mouldings - body type 63D - back end	7895	128
Exterior Mouldings - body type 63D, 65, 76 - side	7859	119
Exterior Mouldings - body type 63R - back end	7862	122
Exterior Mouldings - body type 63R - side	7860	120
Exterior Mouldings - body type 65F, 76D - back end	7861	121
Exterior Mouldings - Spoiler - rear deck	8112	147
Folding Top Parts - less trim - body type 76	8225-A	163
Folding Top Parts - less trim - body type 76 (cont.)	8225-B	164
Front and rear wheel, hub, & bearing	3118	30
Fuel System	8126	150
Gear Shift Mechanism - Hurst Floor Mounted - 4 Speed Manual Transmission	7499	106
Gear Shift Mechanism, Transmission - console or floor mtd - 3 speed trans.	6794	87
Handles and latch parts (front door)	7802	112
Headrest, Front Seat	6809	89
Heater and controls	8302	172
Hinges – front door lower	6981	92
Hinges - front door upper	6980	91

Index, Alphabetical Order
1972 Mustang Part and Body Illustrations

Description	Number	Page
Instrument Cluster and related parts	8205	159
Instrument Cluster, Auxiliary - w/gauges	10207	226
Instrument Panel	8210	161
Instrument Panel Pad and attaching parts	8211	162
Intake Manifold - 8 cyl. 429 CID	8322	174
Intake manifold & related parts, 8 Cylinder 289 CID Engine	3742	43
Interior Trim Parts - body type 63 - w/fixed rear seat	8053	132
Interior Trim Parts - body type 63 - w/folding rear seat	8054	133
Interior Trim Parts - body type 65	8055	134
Interior Trim Parts - body type 76	8056	135
Jack and Spare Wheel Parts	7063	96
Lamp, Rear, Backup, License Plate and Body Side Marker	8098	146
Lamp, Sports, Headlamp, Parking and Front Fender Side Marker	8147	157
Latch Parts (Luggage Compartment)	10159	225
Luggage Carrier - luggage compartment mounted - removable	6738	86
Luggage Carrier, Ski Rack, Luggage Cover - Luggage Compartment Mounted	7402	103
Luggage Compartment trim	7428	104
Mirror - remote control	5773	70
Oil filters - cartridge type	1246	20
Oil filters - spin-on type	2384	22
Oil Filters - spin-on type and adapter	2486	23
Oil pump, 6 Cylinder 200, 250 C.I.D.	2963	25
Oil pump, 8 Cylinder 260, 289,302,351,400,429,460 C.I.D.	3736	42
Piston and connecting rod, 6 Cyl and 8 Cyl 260, 289,302,351,400,429,460 C.I.D.	3732	39
Piston and connecting rod, 6 Cylinder 200, 250 C.I.D.	3090	29
Pressure Release Vent - Quarter	7183	98
Radiator Grille - w/ Sport Lamps	8090	143
Radiator Grille - w/o Sport Lamps	8091	144
Rear Axle Non-Locking (separate carrier)	2130	21
Rear Axle, Locking (Traction Lok)	6459	76
Rocker arm cover type-closed system, 6 Cylinder 200, 250	8408	185
Roof Cover Moulding - body type 65	8571	195
Roof Side Moulding and weatherstrips - body type 63	8172	158
Roof Side Moulding and weatherstrips - body type 65	9199	218

Index, Alphabetical Order
1972 Mustang Part and Body Illustrations

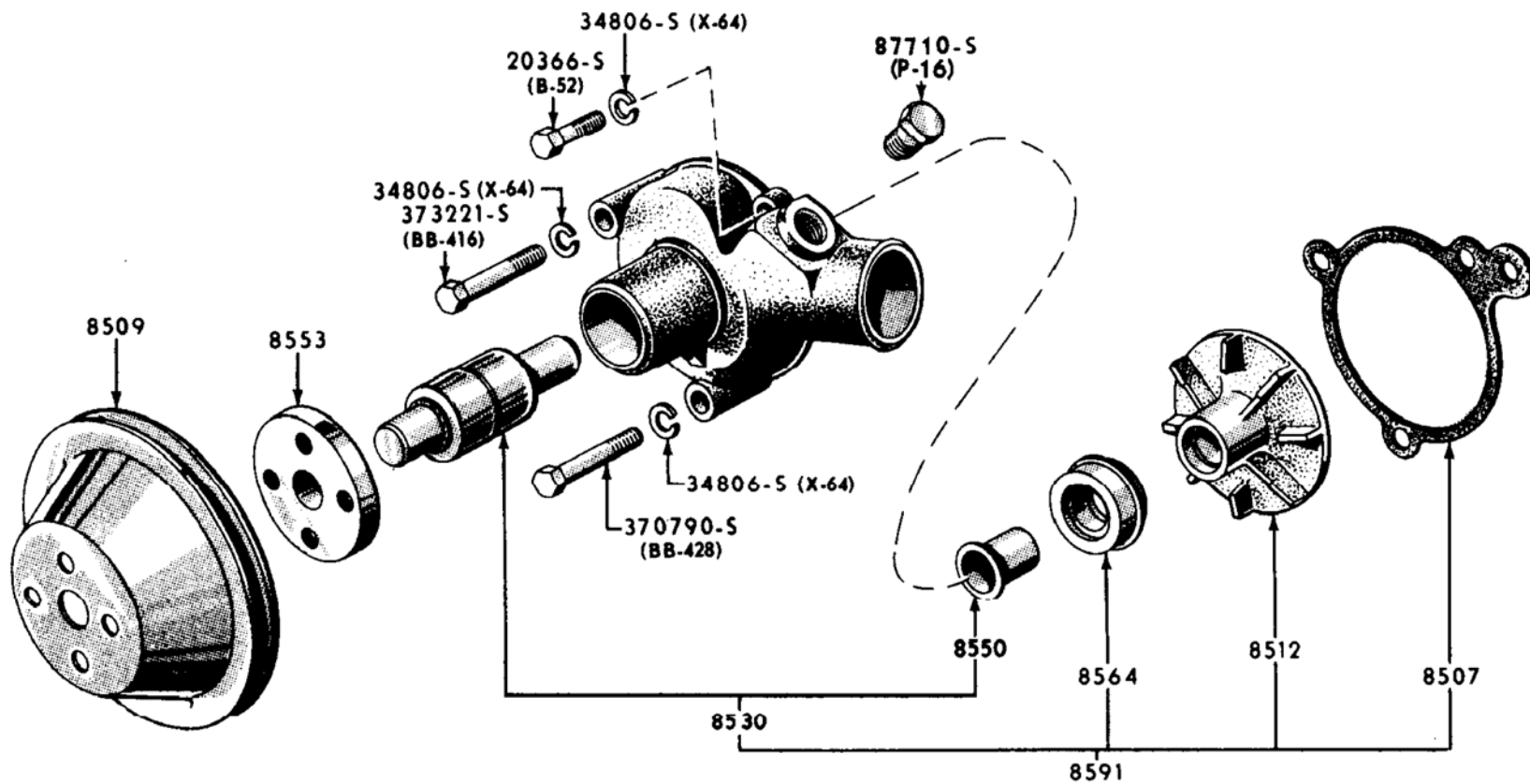
Description	Number	Page
Seat Belt and Shoulder Harness Installation - front seat	8877	200
Seat Belt Installation - rear seat	8878	201
Seat Belt Warning Lamp and related parts	8434	193
Seat Belt Warning System	9266	219
Seat, Front Seat Back Latch Mechanism - Automatic - center	8047	129
Seat, Front seat back latch mechanism - automatic - outboard	8534	194
Seat, Front Seat Mechanism - lower half	8075	138
Seat, Front Seat Mechanism - upper half	8076	139
Seat, Rear Seat - folding - body type 63	7848	116
Sheet Metal - body types 63 - upper body	7879	125
Sheet Metal - body types 63, 65 - under body	7877	123
Sheet Metal - body types 65 - upper body	7880	126
Sheet Metal - body types 75 - under body	7878	124
Sheet Metal - body types 76 - upper body	7882	127
Sheet Metal, Fender and Apron Sheet Metal	8093	145
Sheet Metal, Hood	8086	141
Starter and Drive Assy. – Positive Engagement	3191	33
Starter and Solenoid (Ford 12 volt - positive engagement)	5952	71
Starter Drive (Ford 12 volt – positive engagement)	5526	67
Steering Column - floor shift - fixed wheel	7245	99
Steering Column - floor shift - tilt wheel	7246	100
Steering Gear Details	9859	221
Steering Gear Details (Saginaw Design)	4723	55
Steering Linkage (Power and Manual)	8121	149
Steering Wheel - 2 spoke	7513	107
Steering Wheel - 2 spoke - button blow	8309	173
Steering Wheel - 3 spoke - rim blow - w/o cover	10685	231
Steering, Power steering pump details	5615	68
Steering, Power Steering Pump Installation	7364	102
Steering, Power Steering Pump Installation (302, 351 Engines)	8119	148
Suspension, Front	6927	90
Suspension, Rear	5960	72
Suspension, Rear - maximum handling stabilizer bar	7455	105
Transmission Automatic, bushings	4862	56
Transmission Automatic, Shift control selector mechanism, Automatic	6802	88

Index, Alphabetical Order
1972 Mustang Part and Body Illustrations

Description	Number	Page
Transmission Automatic, Vacuum throttle valve, lines and fittings - typical	3627	35
Transmission C4 Type, Case, converter assy., extension, pump - typical	4326	45
Transmission C4 Type, Clutches, gears, shafts, rear support - typical	4327	46
Transmission C4 Type, Main control valve body assy. (Basic 7A100) - typical	4507	52
Transmission C4 Type, Parking pawl, throttle and manual control linkage - typical	4330	49
Transmission C4 Type, Servo and band, front - typical	4328	47
Transmission C4 Type, Servo and band, rear - typical	4329	48
Transmission C6 Type, Case, converter assy., extension, pump - typical	5172	59
Transmission C6 Type, Clutches, gears, shafts - typical	5173	60
Transmission C6 Type, Main control valve body assy. (Basic 7A100) - typical	5176	62
Transmission C6 Type, Parking pawl, throttle and manual control linkage - typical	5191	63
Transmission C6 Type, Servo and band - typical	5174	61
Transmission FMX type - Case, converter assy., extension, pump, rear support - typical	6462	77
Transmission FMX type - Clutches, gears, shafts, extension - typical	6463	78
Transmission FMX type - Main control valve body assy. (Basic 7A100) - typical	6466	81
Transmission FMX type - Oil pressure regulator assy. (Basic 7A139) - typical	6470	82
Transmission FMX type - Oil pressure tubes installation - typical	6472	84
Transmission FMX type - Parking pawl, throttle and manual control linkage - typical	6471	83
Transmission FMX type - Servo and band, front - typical	6464	79
Transmission FMX type - Servo and band, rear - typical	6465	80
Transmission Oil cooling system, automatic - typical	7041	95
Transmission, Manual 3 Speed, 3.03	9882	223
Transmission, Manual 4 Speed, Ford Design	9881	222
Valves, push rods and rocker arm cover, 6 Cyl and 8 Cyl 260, 289,302,351,400,429,460	3726	37
Valves, push rods and rocker arm cover, 6 Cylinder	3089	28
Ventilating Ducts	9106	212
Voltage Regulator (Ford 15 volt, negative ground)	5525	66
Warning Indicator System - safety convenience	8429	191
Water Pump - 8 cyl. 351C, 400, 429, 460 engines	6492	85
Water Pumps, 6 cyl. - 200, 250 engines	2962	24
Water Pumps, 8 cyl. - 289, 302, 351W engine (with cover)	5143	58

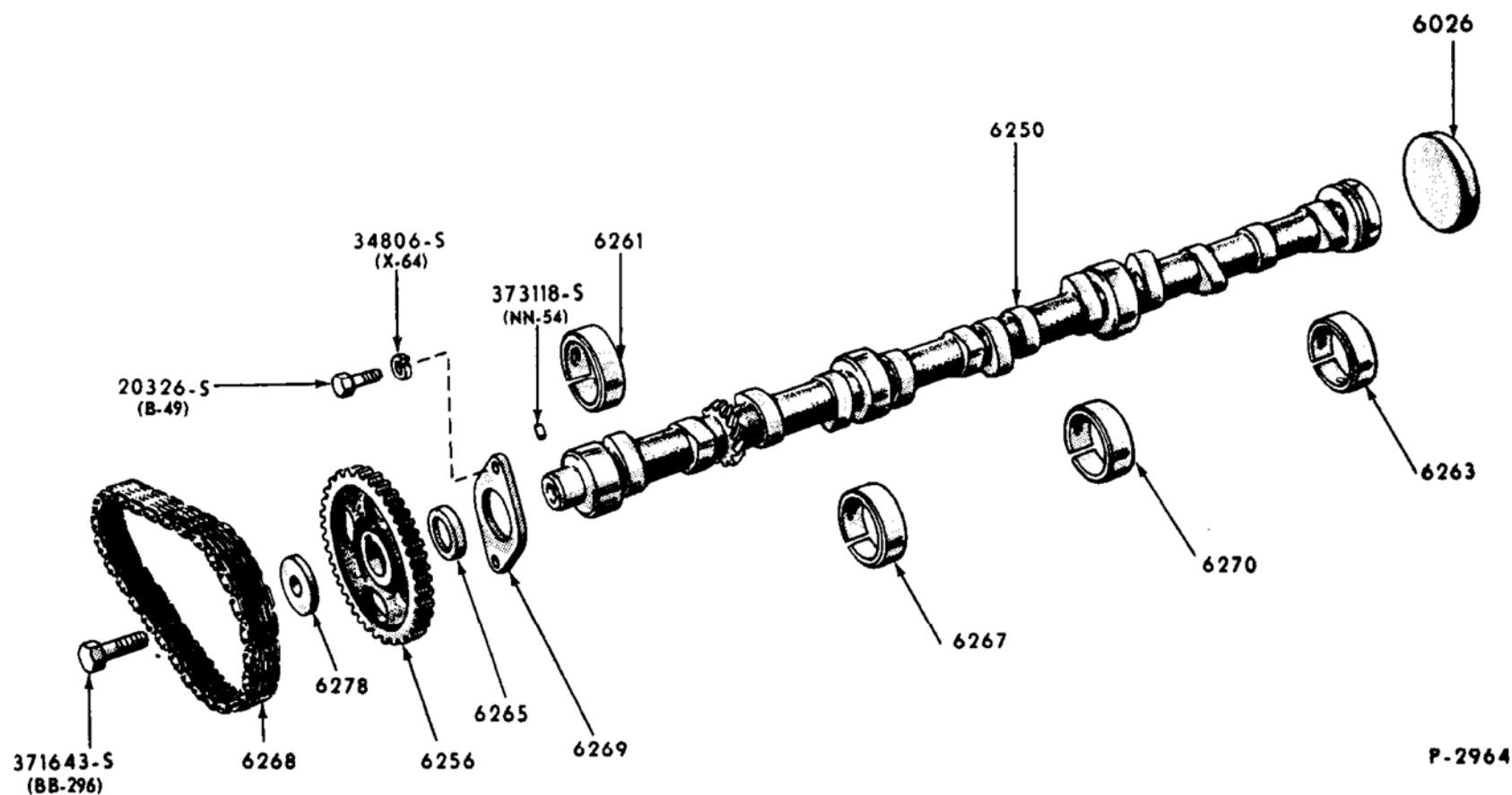
Index, Alphabetical Order
1972 Mustang Part and Body Illustrations

Description	Number	Page
Window parts - moveable - (quarter) - body type 63, 65, 76	7847	115
Window parts - stationary - (quarter) - body type 63	7846	114
Window parts (front door)	7824	113
Window Regulators - electric, controls, wiring system	8425	189
Window, back - Heated (defroster)	8431	192
Windshield - body type 76	8059	137
Windshield - body types 63, 65	8051	130
Windshield Washer	8388	181
Windshield Wiper	8387	180
Windshield wiper - wiper motor (2 speed Ford electric)	11434	232
Wiring System - instrument panel	8206	160
Wiring System (Page A)	8406	184
Wiring System (Page B)	8411	187
Wiring System (Page C)	8410	186

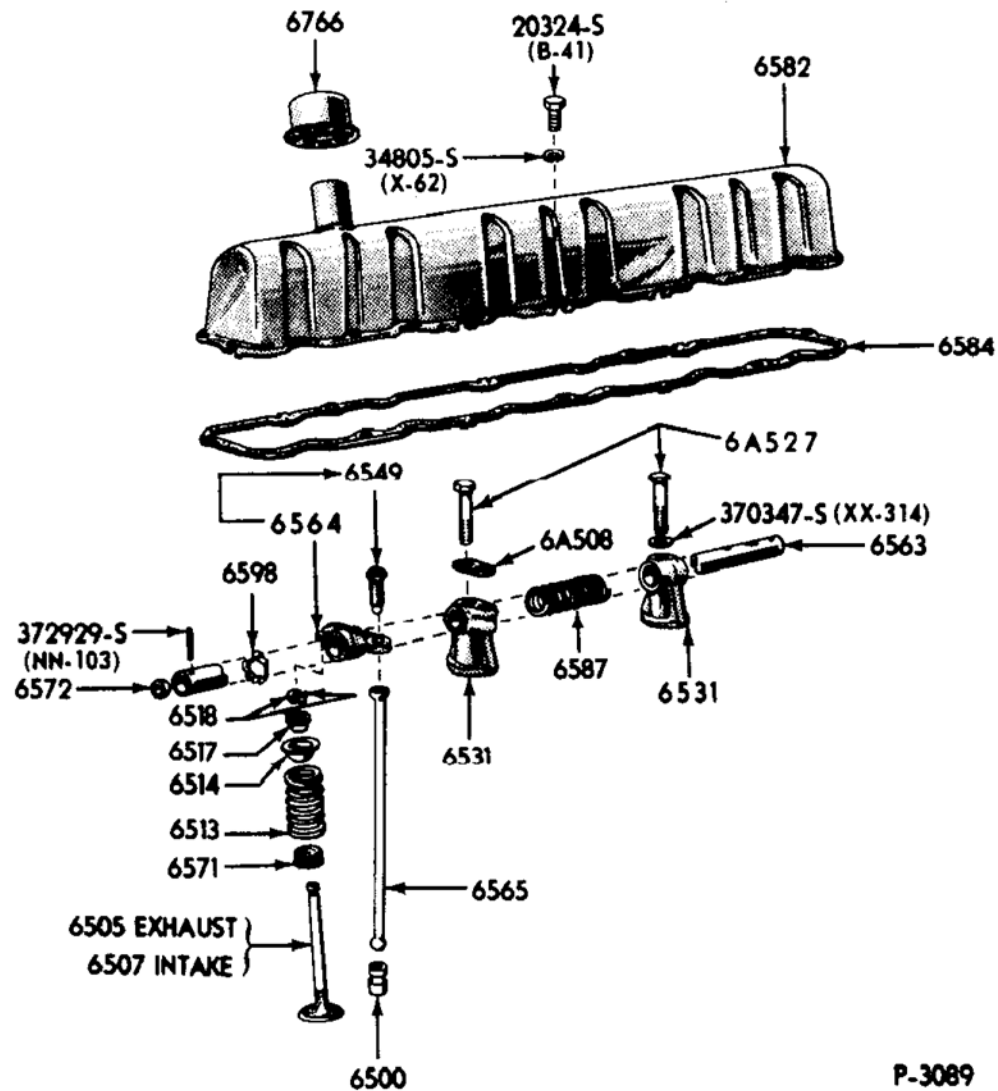


P-2962

WATER PUMP
 1965 / 72 6 CYLINDER 170, 200 AND 250

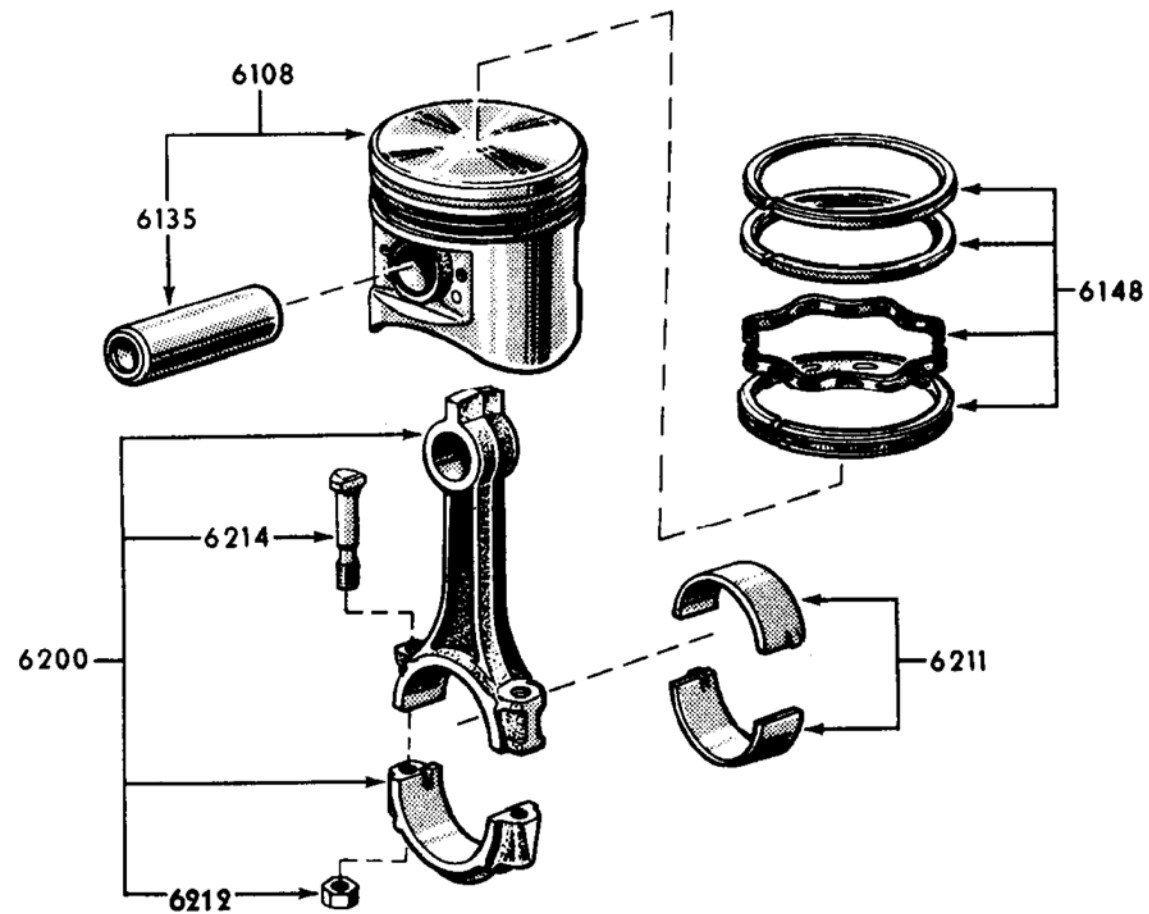


ENGINE CAMSHAFT, GEAR, BEARINGS AND RELATED PARTS -- TYPICAL
1965 / 72 6 CYLINDER 170, 200 AND 250



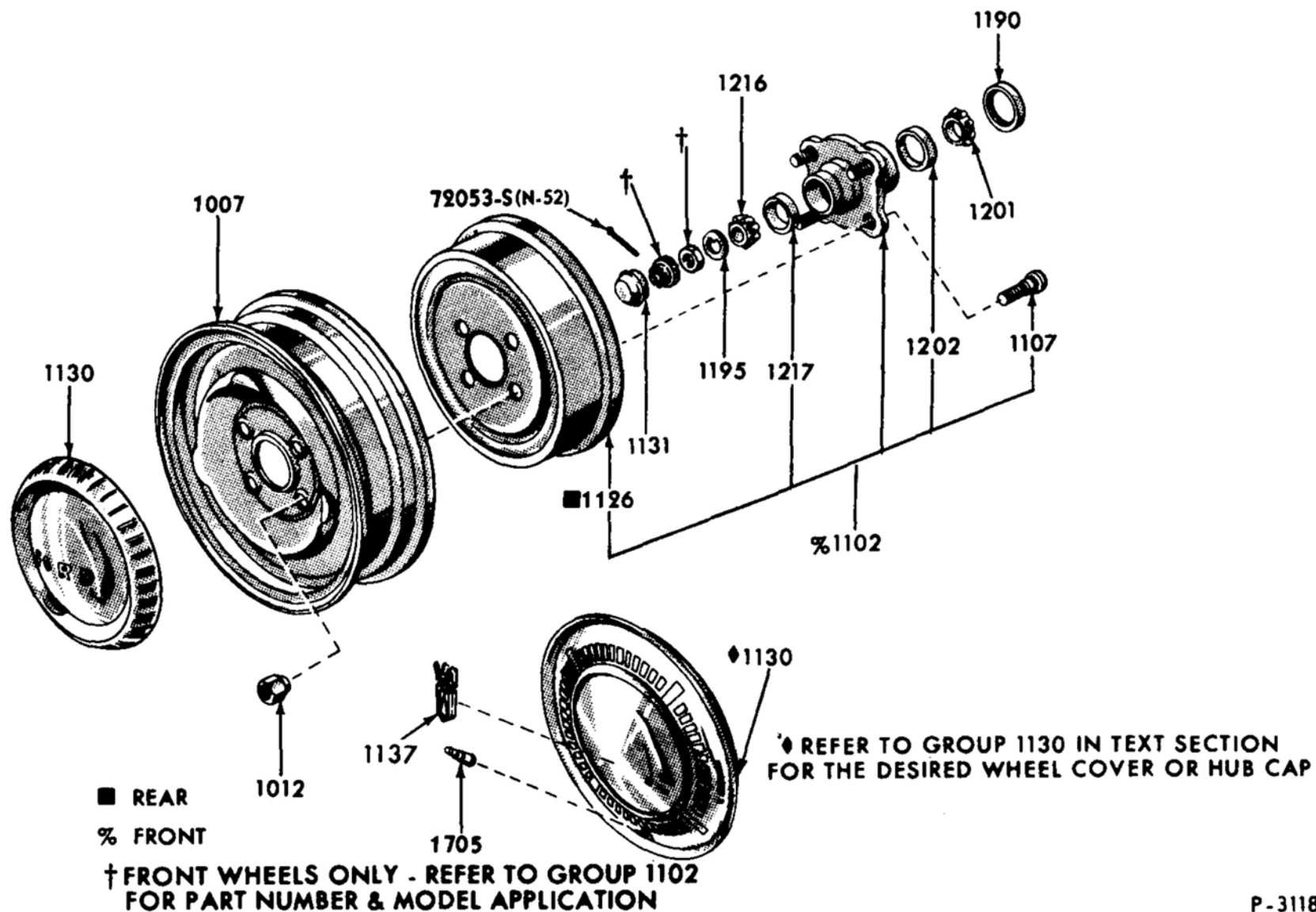
P-3089

ENGINE VALVES, PUSH RODS, ROCKER ARM COVER AND RELATED PARTS -- TYPICAL
1965/72 6 CYLINDER 170, 200 AND 250



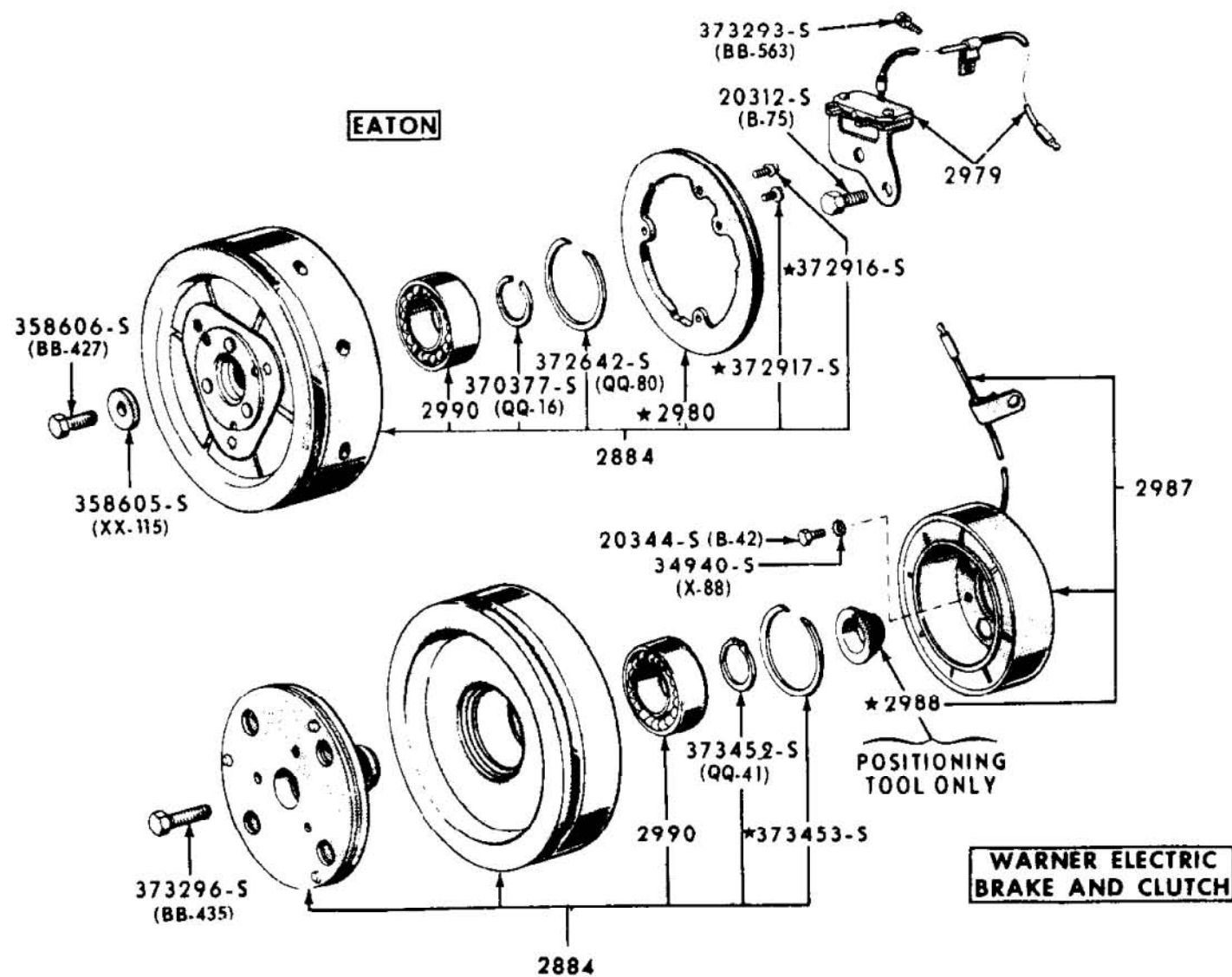
P-3090

ENGINE PISTON, CONNECTION ROD AND RELATED PARTS -- TYPICAL
1965 /72 6 CYLINDER 170, 200 AND 250



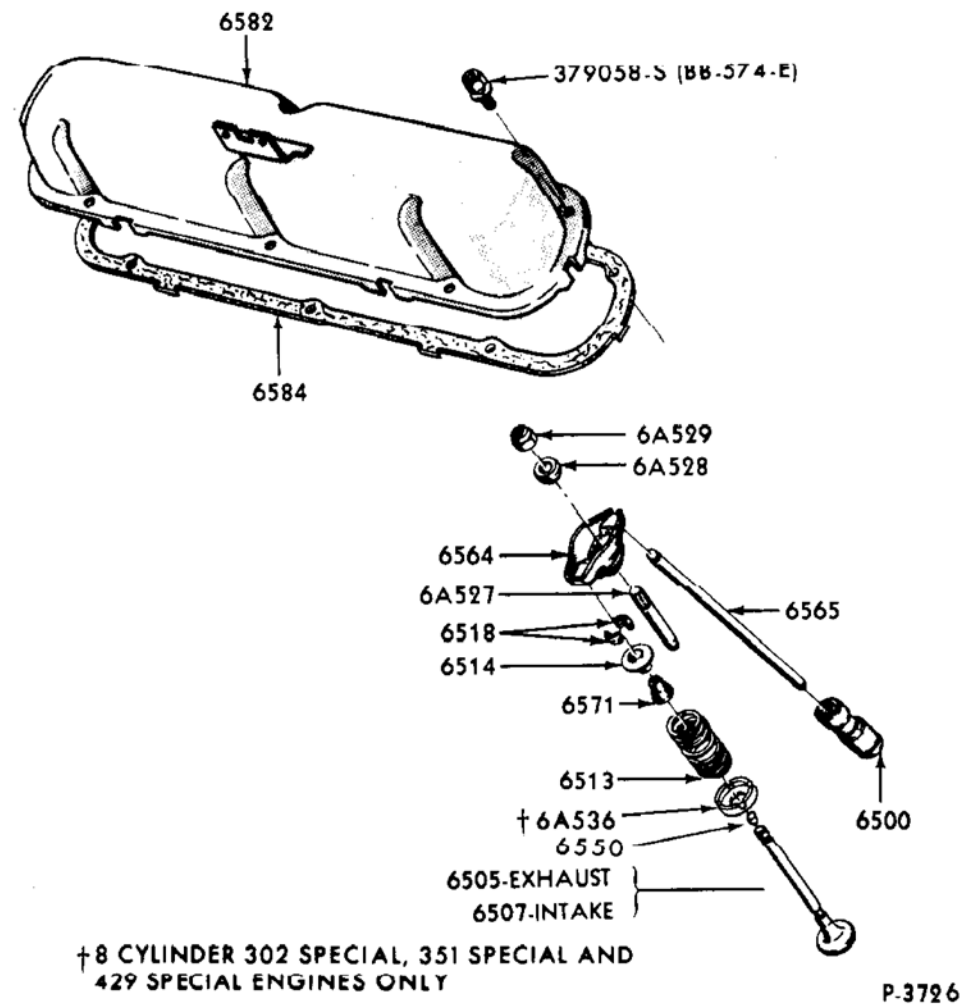
P-3118

FRONT & REAR WHEEL, HUB, & BEARINGS - TYPICAL
1965/72 FAIRLANE/TORINO, FALCON, MAVERICK, MUSTANG 1971 PINTO

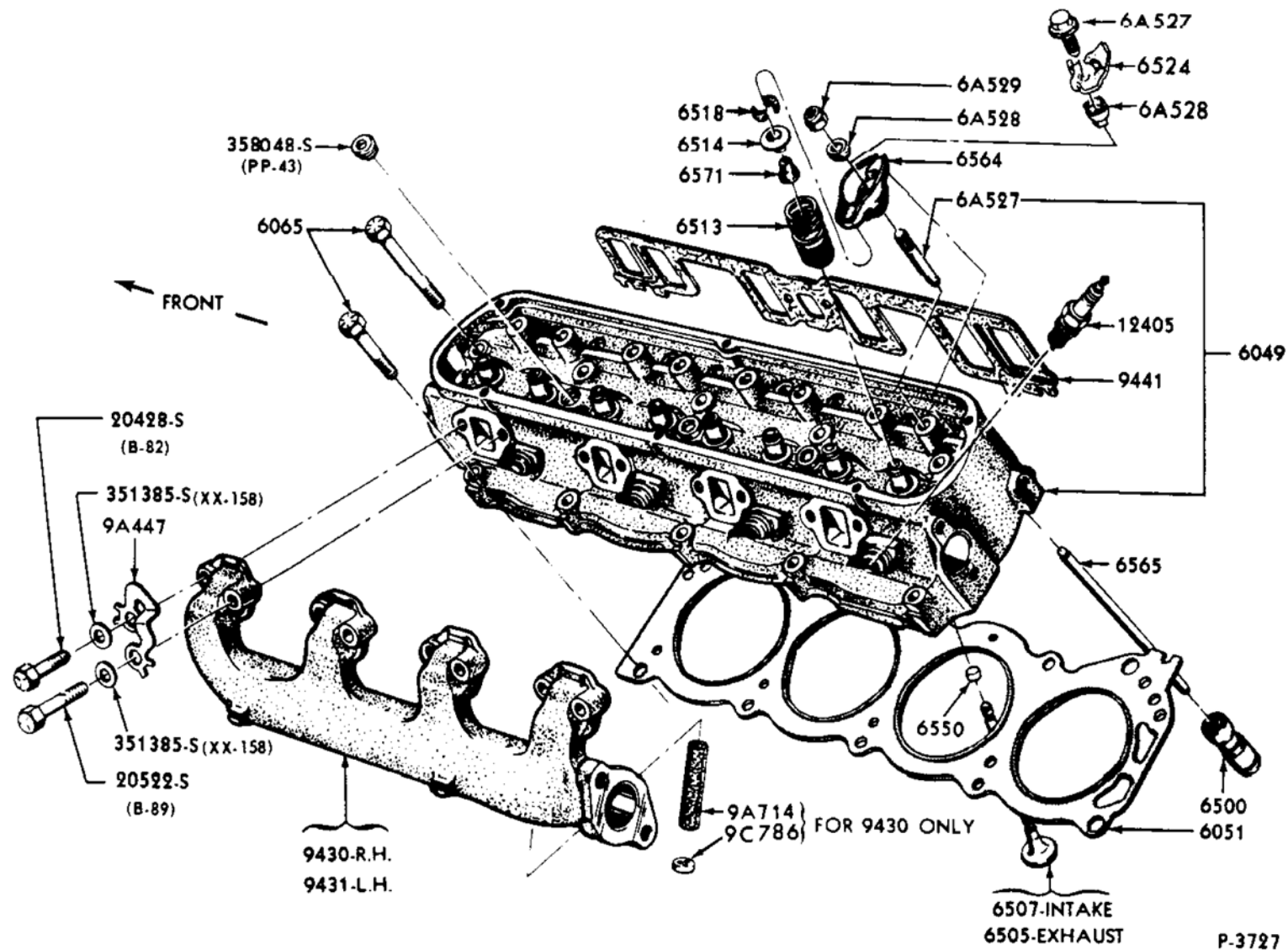


P-3216

**CLUTCHES AND RELATED PARTS - AIR CODITIONER COMPRESSOR
1965 / 72 - ALL - INTEGRAL A / C**



**ENGINE VALVES, PUSH RODS, ROCKER ARM COVER AND RELATED PARTS -- TYPICAL
1965/72 6 CYLINDER 240 AND 8 CYLINDER 260, 289, 302, 351, 400, AND 420**



CYLINDER HEAD, VALVES AND RELATED PARTS
1965/72 8 CYLINDER 260, 289, 302, 351, 400, 429 AND 460 ENGINE

Buy Now

