DEMO

This DEMO contains only a few pages of the entire manual/product.

Not all Bookmarks work on the Demo, but they do on the full version.

Features:
- Searchable text
- Printable pages
- Bookmarked for easy navigation
- High Resolution images
- Zoom to see exact details
- Money back Guarantee
- Transfer to USB flash drive support

1965/72 FORD CAR

FINAL ISSUE

Master Parts and Accessories

CATALOG

Buy Now

VISA DISCOVER AMEX PayPal

Form FP 7635-A & B

Supersends All Previous Issues, Changes and Revisions

Official Licensed Product

License #84356800

May, 1975

FINAL ISSUE

COPYRIGHT 1975 -- FORD MOTOR COMPANY -- DEARBORN, MICHIGAN

Discover more ebooks! Visit our website: fordshopmanual.com

Copyright © 2021, Forel Publishing Company, LLC, Woodbridge, Virginia

All Rights Reserved. No part of this book may be used or reproduced in any manner whatsoever without written permission of Forel Publishing Company, LLC. For information write to Forel Publishing Company, LLC, 3999 Peregrine Ridge Ct., Woodbridge, VA 22192

1965/72 Ford Car Master Parts and Accessory Catalog (USB)
EAN: 978-1-60371-220-0
ISBN: 1-60371-220-8

Forel Publishing Company, LLC
3999 Peregrine Ridge Ct.
Woodbridge, VA 22192

Official Licensed Product
License #84356800

This publication contains material that is reproduced and distributed under a license from Ford Motor Company. No further reproduction or distribution of the Ford Motor Company material is allowed without the express written permission of Ford Motor Company.

Note from the Publisher

This product was created from the original Ford Motor Company's publication. Every effort has been made to use the original scanned images, however, due to the condition of the material; some pages have been modified to remove imperfections.

Disclaimer

Although every effort was made to ensure the accuracy of this book, no representations or warranties of any kind are made concerning the accuracy, completeness or suitability of the information, either expressed or implied. As a result, the information contained within this book should be used as general information only. The author and Forel Publishing Company, LLC shall have neither liability nor responsibility to any person or entity with respect to any loss or damage caused, or alleged to be caused, directly or indirectly by the information contained in this book. Further, the publisher and author are not engaged in rendering legal or other professional services. If legal, mechanical, electrical, or other expert assistance is required, the services of a competent professional should be sought.

Introduction

Congratulations on purchasing the *1965/1972 Ford Car Master Parts and Accessory Catalog*. If you are restoring a classic Ford car, this catalog will be an invaluable resource in determining the correct service part for your project.

This Ford Car Master Parts Catalog contains replacement parts and accessories information for Ford, Fairlane/Torino, Mustang, Thunderbird, Bronco, Falcon, Maverick and Pinto for model years 1965 through 1972 for U.S. and Canadian built vehicles. Use the "Text" catalog (FP-7635-A) which contains the complete part number in conjunction with the “Illustration" catalog (FP-7635-B) which contains the illustrations of all the parts.

This product is reproduced from the original Ford Motor Company manuals used during the 1965-1972 era. As a result of using the original authentic documents, some of the pages may have imperfections such as folds, lines, or off-center alignment of the pages. However, because this catalog has not been re-typed or re-written in any way, you can be assured that what you are reading is exactly how it appeared to Ford technicians of the era. Only the Main Menu pages are not part of the original catalog and are provided simply to help explain how to use this manual.

How this Catalog is Organized

With over 6000 pages of information in the Master Parts and Accessory Catalog, it is important to understand how the book is organized. The following information is provided as a more detailed explanation to what is found in the “General Information” sections of the Text and Illustration catalogs.

Catalogs
The Master Parts and Accessory Catalog is actually comprised of two separate catalogs: 1) a “Text" catalog (FP-7635-A) which contains the complete part number and 2) an “Illustration" catalog (FP-7635-B) which contains the exploded illustrations of all the parts. Both catalog volumes are used together to identify the correct part for a vehicle.

Groups
There are two major groups within each catalog: Chassis Group and Body Group. The Chassis Group contains items such as the engine, transmission, brakes, rear axle, heater, springs, etc. The Body Group contains items

Master Parts and Accessory Catalog

- **Text Catalog** (FP-7635-A)
  - Chassis **Group**
    - **Section** 10
      - Index
      - Part Numbers
    - Section 20
    - etc. thru Section 190
  - Body Group
    - Section 100
    - Section 200
    - etc. thru Section 600
- **Illustration Catalog** (FP-7635-B)
  - Chassis Group
    - Section 10
      - Index
      - Illustrations
    - Section 20
    - etc. thru Section 190
  - Body Group
    - Section 100
    - Section 200
    - etc. thru Section 600

such as dash panel, doors, instrument panel, floor, rear seat, etc.

Sections
Both Chassis and Body Groups are then further divided into Sections which relate to a general category of parts. For example, Front Suspension components are in Section 30; Rear Axle is Section 40; etc. The applicable exploded illustrations for a component are generally contained in the corresponding section of the Illustration catalog. For example, if Front Suspension part numbers are in Section 30 of the Text Catalog, then the corresponding illustrations are generally found in Section 30 of the Illustration Catalog. In addition, a Section contains the group numbers (part numbers) for the entire group. That is, Section 20 would contain all numbers from 2001-2995.

Click on the bookmark on the left to link to the quick reference list of sections. Or, for a detailed list of sections go to page 4,5 or 6 of the Chassis General Information.

Group Numbers (Chassis)
Each Section is organized by the "Group Number" in sequential order. The Group Number should not be confused with the Chassis Group and Body Group which are simply categories of parts and not part numbers. As you will see later, the Group Number is an integral part of the "basic part number" and overall part number.

The "Section numbers" are the leading numbers of the "Group number". So, for example, if you are in Section 20, the first two Group Numbers will be 20, 21, 22, …to 29. If you are in Section 150, the first three numbers will be 150, 151, 152,… to 159. Following the first two (or three) numbers will be two additional numbers to uniquely identify the part. Therefore, the group number can quickly help determine which section of the catalog the part number can be found. For example,

2440 = Section 20 of the catalog because the first two digits "24" are between 20-29
2B**4**50 = Section 20 of the catalog because the first two <u>digits</u> "24" (ignore the letter B) are between 20-29
4374 = Section 40 because 43 is between 40-49.
13404-5 = Section 130 because 134 is between 130-139.

"Expanded Numbers" - Letters (A, B, C) may be included in the standard Group Number to make them "expanded numbers". Letters were added to the group number to accommodate new part number into the system. For example, if Ford produced a new part or a variation to a part, they might assign a "letter" to the group number. If a letter is added to a group number, the expanded numbers will be considered to follow the same sequence as the regular basic numbers from which they are expanded and are arranged in Catalogs as follows. This would be the sequential order with expanded group numbers from Section 35 and 36:

3538
3C538
3634
3A635

Group Number (Body)
Body Group numbers contain two additional numbers to identify the body style. Therefore, the "Body Type Code" are the first two digits signify the body style (2 door sedan, 4 door sedan, etc). Body Type Codes are found on pages 31-34 of the Chassis General Information.

Example: D0DZ-6200052-A
Body Type Code = 62 (Falcon, 2 door sedan)
Group Number = 00052 (Vehicle Identification Retainer)

On the right is the diagram from page 4 of the Chassis General Information section on how to decipher the Body Parts Group Numbering System:

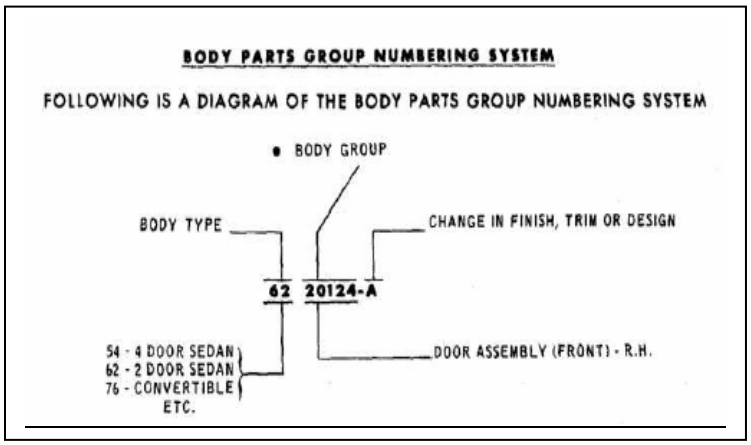

For a detailed list of Body Group Numbers, go to page 9 of the Chassis General Information.

Note: Illustrations contain basic or group numbers only, therefore, it is necessary to refer to the basic or group within the "text" catalog for complete applicable part numbers

How to Read Chassis and Body Part Numbers:

Chassis parts and Body parts have two different formats, so it is important to understand the differences.

Chassis Part Numbers:

Chassis Parts have a four character prefix, a four or five digit **basic part number**, and a one-letter suffix. The first two numbers of the basic part number identify the section. Chassis part numbers range from 1001 to 19A998

Example: C5ZZ-5255-F
(Exhaust "turn-down" tailpipe on '65-66 289 4V Non-GT Mustangs)

First digit: Decade

The first digit is a character entry relating to the decade of production.

A = 1940's (often omitted)	D = 1970's
B = 1950's	E = 1980's
C = 1960's	F = 1990's

Second digit: Year

The second digit is the last digit of the year of part introduction or revision.

5 = 1965	9 = 1969
6 = 1966	0 = 1970
7 = 1967	1 = 1971
8 = 1968	2 = 1972

Third digit: Model

The third digit is the model application. For example a part with a model code of B would generally apply to Bronco's. However, there are numerous examples where the model code is actually used for different models. For example, some of the Mustang Boss 429 parts have a C9AE prefix which corresponds to a 1969 Galaxie.

Code	Description		Code	Description
A	Ford (Generic) / Galaxie		R	Rotunda (Generic)(1962-69) Ford of Europe (1970-up)
B	Bronco (1970-73)		S	Thunderbird
C	Remanufactured Parts (1966-75)		T	Bronco (1966-82, Except 1970-73)
D	Falcon (1960-69) Maverick (1970-74)		U	Econoline/Club Wagon Van
E	Truck (Cab over Engine) (1970-73)		V	Lincoln
F	Foreign / Trans Am Racing		W	Cougar (1967-80)
G	Comet (1961-67) Montego (1968-76)		X	Truck (Short Highway) (1970-73)
H	Holman/Moody HiPo Part		Y	Meteor (Canada) (1962-72)
J	Industrial		Z	Mustang
K	Tilt Cab (1970-73)		2	Pinto (1972-75)
L	Lincoln		4	Comet (1971-74)
M	Mercury		6	Pantera (1971-75) Topaz (1984-up)
N	Tractor		7	Courier (1971-82)
O	Fairlane Torino (1969-76)		8	Capri (U.S. Parts) (1972-75)
P	Autolite (Later Motorcraft)		9	Turbine Engine Parts (1970-75)

Fourth digit: Design Engineer Office

The fourth digit is the design engineering office. The design office, as the name implies, was the office responsible for the design of the part. Some of the more common codes are: B=body, C=chassis and E=engine.

Code	Design Engineering Office
A	Light Truck Engineering Division
B	Body and Electrical Product Division
C	Chassis
D	Overseas Product Engineering
E	Engine
F	General Parts/Electrical and Electronics Division
H	Climate Control
J	Autolite/Ford Parts & Service Division
L	Industrial Engine Parts & Service
M	Performance/Special Vehicle Operations
N	Tractor Parts

P	Auto Transmission
R	Manual Transmission
S	Light and Heavy Truck Special Order Parts
T	Heavy Truck Engineering
U	Special Vehicle Operations
W	Axle and Driveshaft
X	Emissions, Economy and Special Vehicle Engineering (also known as **Muscle Car Parts**)
Y	Lincoln/Mercury Service Parts
Z	Ford Service Parts

Fifth thru Eighth (or ninth, or tenth) digit: Group Number

(also referred to as the ***Basic Part Number***)

The fifth thru perhaps the tenth digit is the Group Number or the Basic Part Number.

Example (Group numbered **bolded** for emphasis):

C5ZZ-**5255**-F

C8TZ-**1A401**-A (with an expanded basic part number)

Last Digit or Suffix

The last digit is usually a letter (A, B, C, etc.) and indicates a revision or change to a particular part. If the part did not change, the suffix is not used. The letter A=the first change, B=second change, etc.

Body Part Numbers:

Body part numbers are similar to Chassis part numbers with one exception, the group number or basic part number uses a seven digit number. The first two digits identify the body type (see pages 31-34 of the Chassis General Instructions) and the last five numbers ("Body Group") identify the specific part within a general body area. A one to three-letter suffix may be used, usually to indicate color. Therefore, the first four characters of a body part number use the same format as the chassis part number (see Chassis Part Numbers above).

Example #1: **D0DZ-6200052-A**
Body Type Code = 62 (Falcon, 2 door sedan)
Group Number = 00052 (Vehicle Identification Retainer)

Example#2: **C6ZZ-6504290-BAB**
Body Type Code = 65 (Mustang, 2 door hardtop)
Group Number = 04290 (Instrument Panel, Black)

Note: Example #2 is a Body Part number, but because it is an instrument panel pad, it is considered a Soft Trim item. Therefore, this item is NOT found in the body parts section. Instead, it is found in the Soft Trim Section. In this case, look under Soft Trim > 1966 > 04290 (page 47 of the Soft Trim section).

Engineering or Casting Numbers

Service Part numbers differ from Engineering or Casting numbers. Part numbers were used for

servicing, ordering and inventory purposes and were marked on parts boxes, tags, and labels attached to the part. Engineering or casting numbers were normally stamped or cast into the part itself for identification during the manufacturing process. Engineering or Casting numbers are *not* interchangeable with Service Part Numbers. The Ford Car Master Parts and Accessory Catalog contains Service Part Numbers but does provide some cross references to engineering numbers. A service part may differ from a part installed during the production of a vehicle, however, the service part is what Ford would use to repair or replace it during servicing.

Right Hand and Left Hand Parts

The driver's side is the left hand side of the vehicle and determines whether such parts as fenders, lamps, etc. are right or left hand,

Most Right Hand and Left Hand parts are listed in the manner shown in the following examples. The model application pertaining to the Right Hand part also pertains to the Left Hand part.

EXAMPLE #1 - Right Hand and Left Hand on separate lines

GROUP NUMBER	YEAR	BODY TYPE	DESCRIPTION	PART NUMBER	QTY.
21872-3	SPRING - DOOR LATCH TOGGLE				
	67	A,B,F,S,U,X	R.H.	C7AZ 6221872-B	1 or 2
	68	A			1 or 2
	68/70	S			1 or 2
			L.H.	C7AZ 6221873-B	1 or 2

EXAMPLE #2 - Right Hand and Left Hand implied by quantity

	68/69	B(54,71)		C8OZ 5421940-A	2
	68/69	B(62,63,76)		C8OZ 6321940-A	2

EXAMPLE 3 - Right Hand and Left Hand in adjacent columns

GROUP NUMBER	YEAR	BODY TYPE	DESCRIPTION	PART NUMBER		QTY.
				RIGHT HAND	LEFT HAND	
27846-7	PANEL - QUARTER - continued -		Drill holes as required			
			-B -			
	67	B(66)		C7OZ 6627846-A	C7OZ 6627847-A	1
	67	B(71)		C7OZ 7127846-A	C7OZ 7127847-A	1

How to Find Part Numbers in this Manual

There are generally three methods to finding part numbers:

Method #1 - By Part Name
Method #2 - By Illustration
Method #3 - By Identification Number

Before beginning a search for a part number, you must have a few pieces of information about the vehicle: year, model (i.e. car line code). The warranty plate on vehicles provides most of the information needed (see page 18 – 44 of the Chassis, General Information). For example: suppose you want to locate a part number for a 1971 Thunderbird rear brake backing plate. The year is 1971 and car line code is "S". Knowing this information will allow you to begin your search for the rear brake backing plate.

Method #1 - By Part Name:

Step #1 – Because the "Plate (rear brake backing)" is a chassis part, begin with the Index in the Chassis Parts Group.

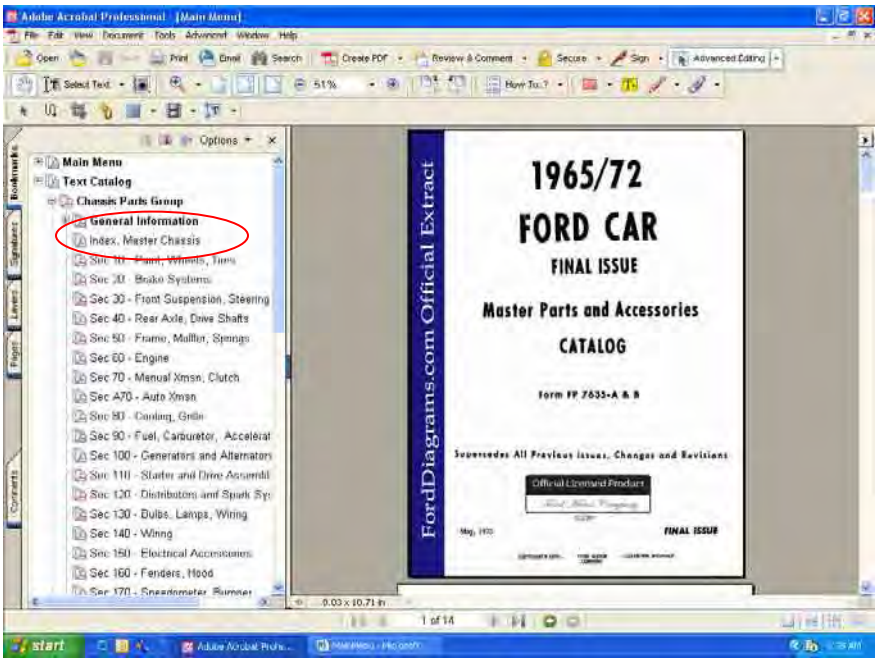

Step #2 – Click on the alphabetical index under the letter "P" for the word "plate". Under the letter "P" in the index, scroll through the entries until locating "Plate (rear brake backing)". The group number listed is for the part is **2211-2**.

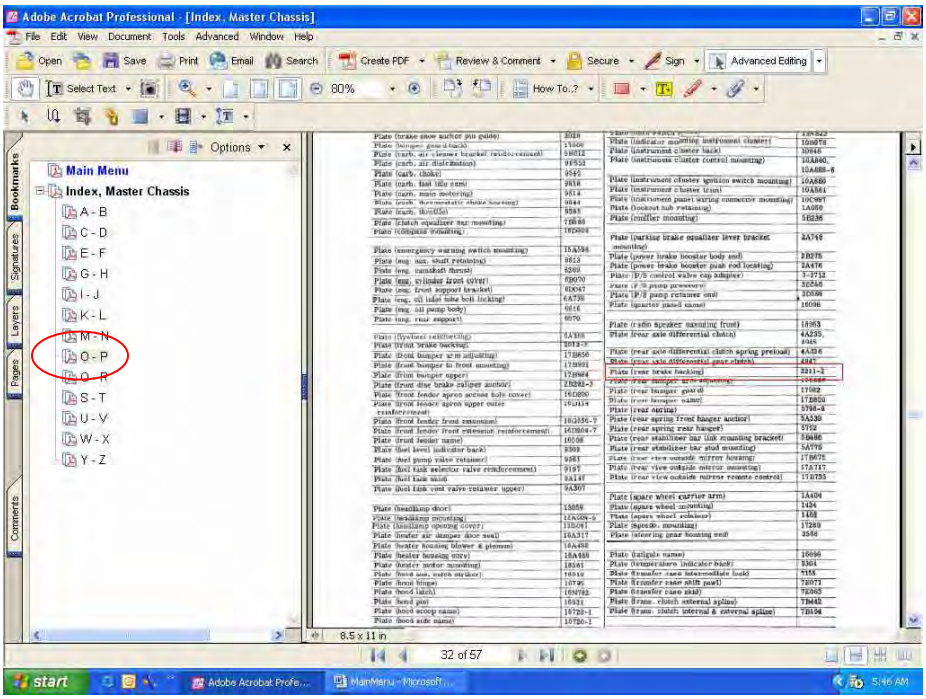

Step #3 – With a group number of 2211-2, this means the part number will be located in Section 20 of the Text Catalog because this section contains group numbers ranging from 2000 to 2999.

Click on Section 20 – Brake Systems

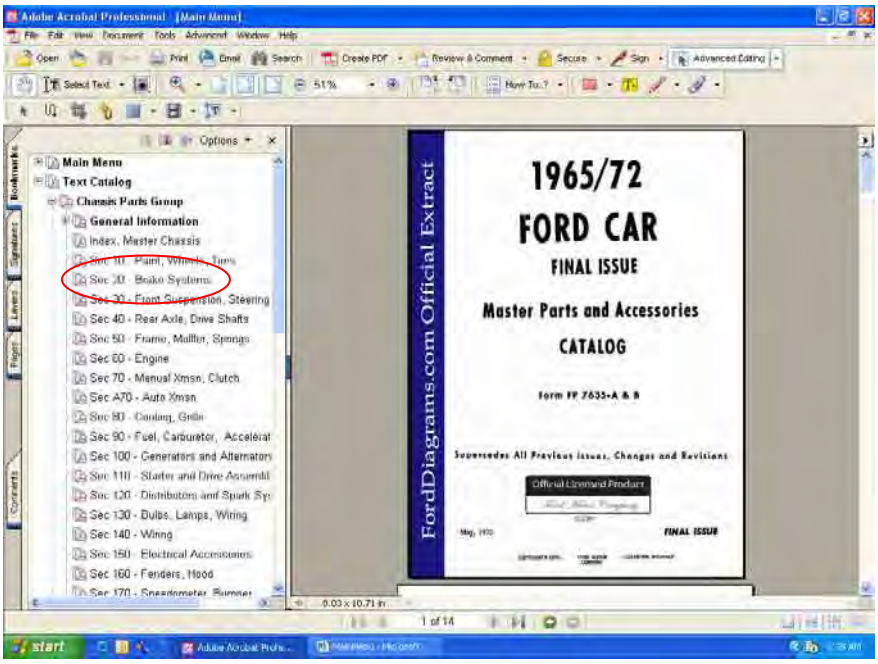

Step #4 – Once in Section 20, you must locate the part number for group 2211-2. Because the group number is in the 2200 – 2299 range, click on the bookmark (2200) to quickly locate the general area. Next, scroll down the page until locating group number 2211-2 (Note – it is thought that either the example or the catalog itself contains an error because the group number is listed as 2211-12 but should be 2211-2)

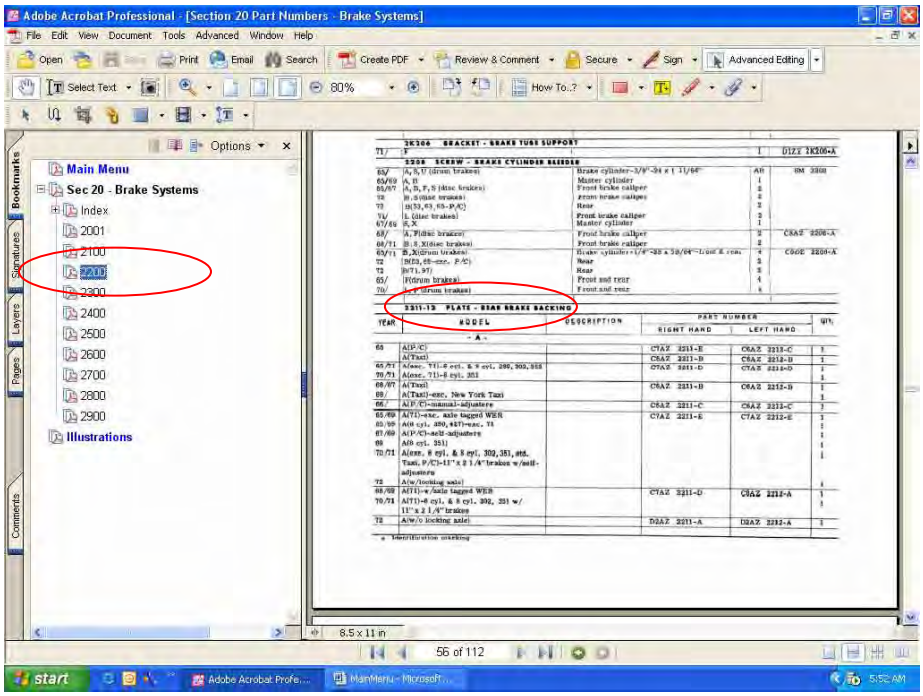

Now that you are in the correct group, locate the vehicle catalog code "S" (for Thunderbird). Find 1971 (71) in the "YEAR" column.

The part numbers shown are C7AZ 2211-E for right hand and C7AZ 2212-E for left hand.

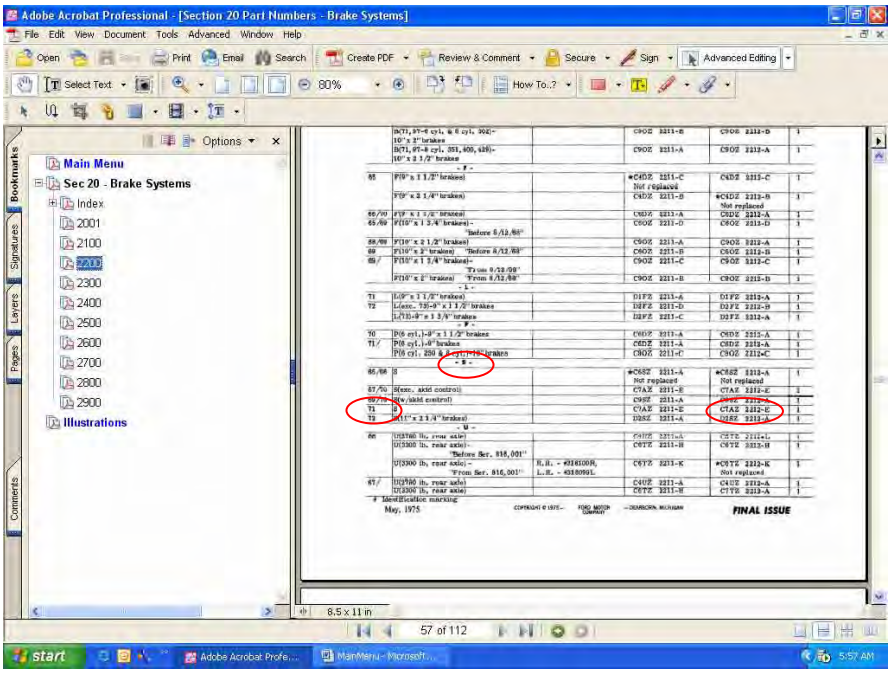

Method #2 - By Illustration

When searching for a part number "By Illustration", it is assumed that the part name or description is unknown, but the general location on where the part is installed is known. In the example of the 71 Thunderbird, "Plate (Rear Brake Backing)", it is assumed that you know the part is a brake component. Therefore, the search begins in the Illustration Catalog in Section 20 – Brake Systems.

Step #1 – Refer to the Illustration Catalog using the bookmark "Section 20 – Brake Systems." "

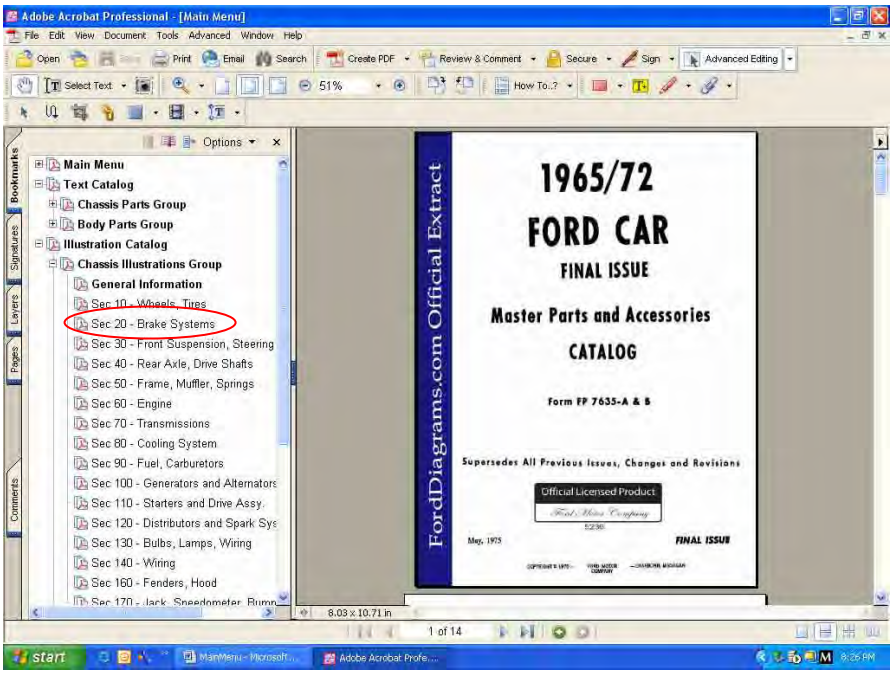

Step #2 –Refer to the index within the section. In this example, Ford did not create a separate index for Section 20. Generally, each section has its own index but in a few sections the indexes were consolidated. So, under the index bookmark you are directed to where the brake illustration index is located, in Section 10.

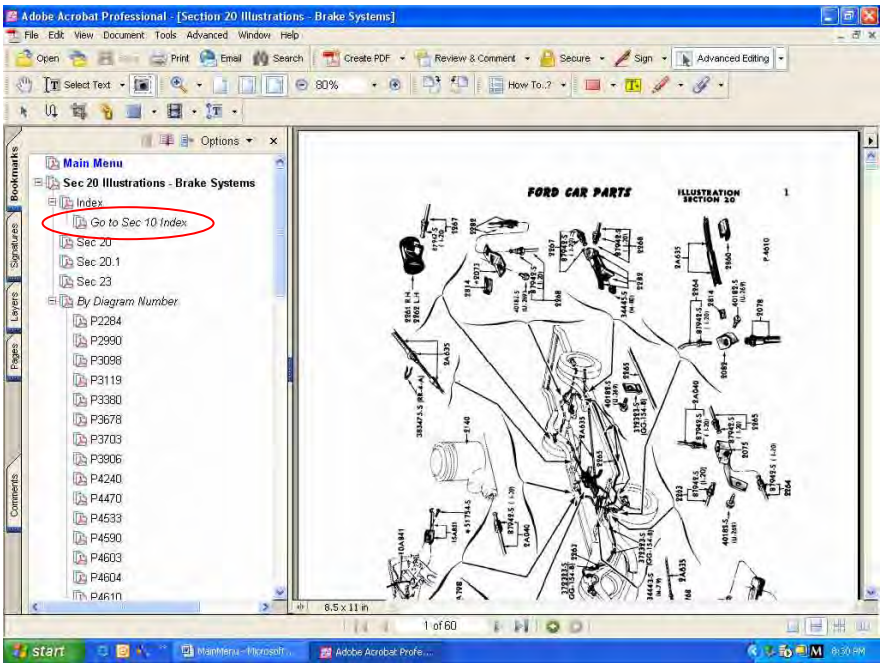

Step #2 Cont. – Unlike the Text Catalog where the index is alphabetical, the Illustration Catalog indexes are by model year (1965, 1966, etc). Therefore, for our example of a 1971 Thunderbird, click on the index for 1971.

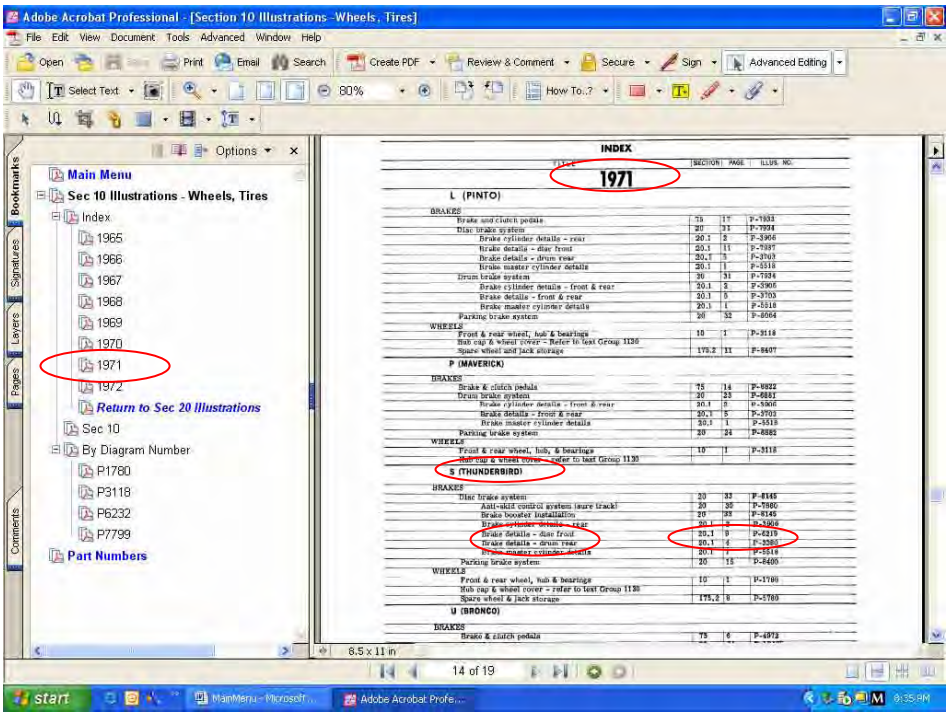

Within the 1971 model year, find the car line code "S" for a Thunderbird.

Knowing that the part is a brake component, look under "**BRAKES**" to find the general area where the part might be illustrated. In this case the "Brake details (drum rear)" illustration for the 1971 Thunderbird is a good starting point.

The illustration information (enlarged) for the "Brake details – drum rear" is found in Section 20.1 on page 4. The Illustration number is P-3380.

Brake details - disc front	20.1	9	P-6219
Drake details - drum rear	20.1	4	P-3380
Brake master cylinder details	20.1	1	P-5518

Step #3 – Now that you know the Illustration section and Illustration number, simply return to the Illustration Section 20, then to Sec 20.1 and scroll to page four (4). Or, use the "By Diagram Number" listing and click on P3380.

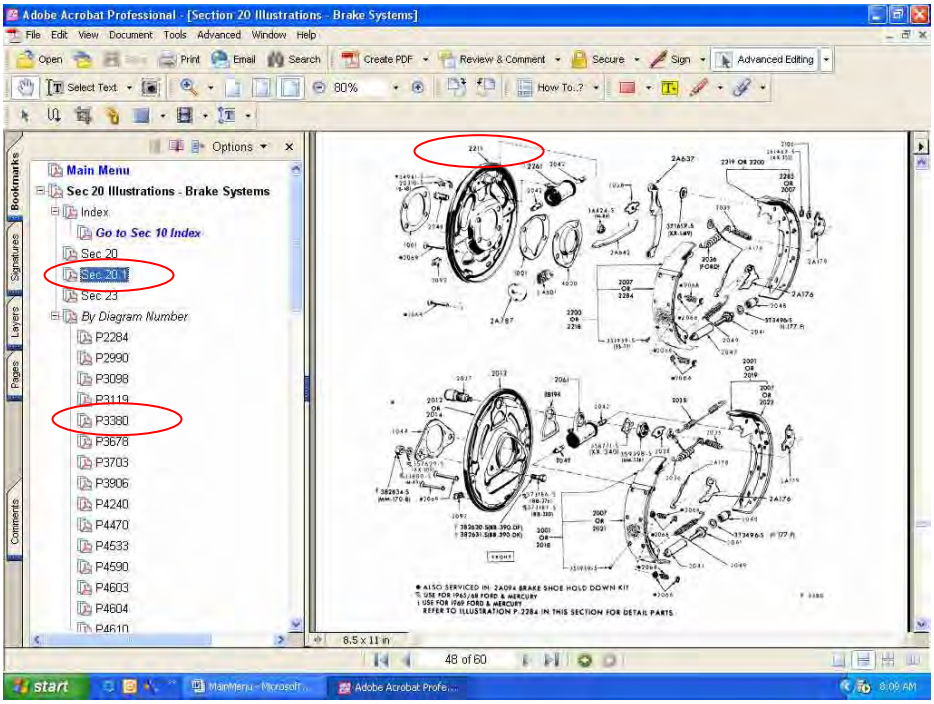

Step #4 – Because you knew what the part looked like, but did not know the name, locate the part on the illustration. Each part has a group number. In this case, 2211.

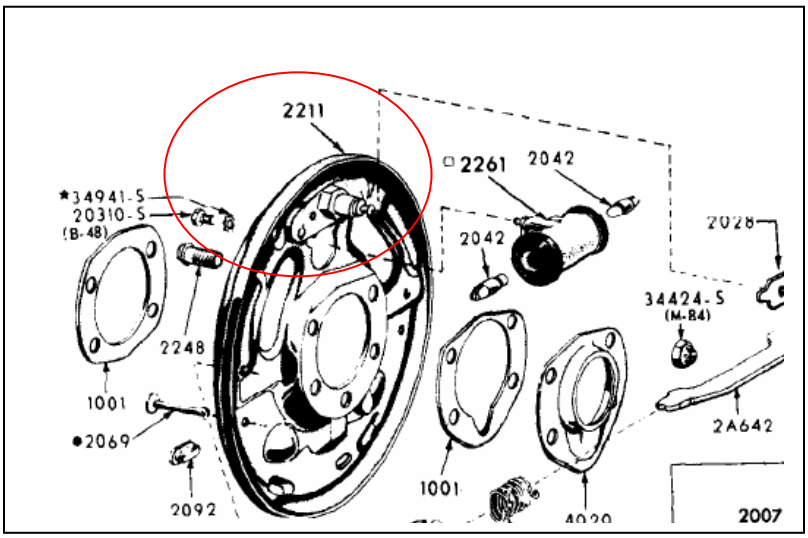

Note: Illustrations contain basic or group numbers **only**, therefore, it is necessary to refer to the basic or group within the "text" catalog for complete applicable part numbers

Step #5 – Because illustrations only contain basic or group numbers, simply go to the same Section number in the Text Catalog (i.e. Section 22) and locate the part number in the same way described in Method #1.

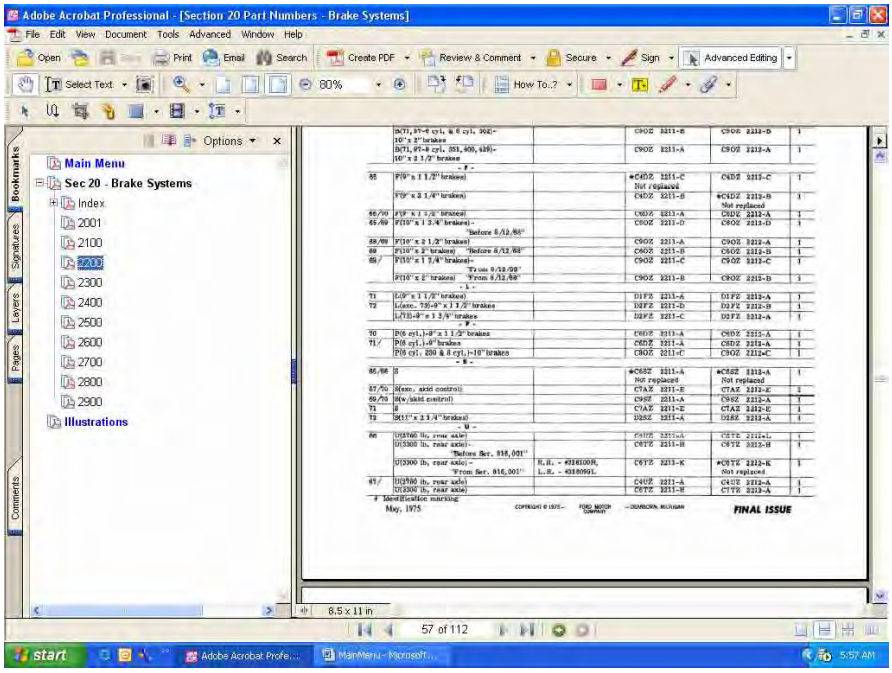

Refer to group number 2211-2 in this Text Catalog and locate vehicle catalog code "S" (for Thunderbird). Find 1971 (71) in the "YEAR" column.

The part numbers shown are C7AZ 2211-E for right hand and C7AZ 2212-E for left hand

Method #3 - By Identification Number

Certain parts and most major assemblies are identified with an “identification” number (sometimes an engineering or casting number) shown on an attached tag or plate or on the part itself. Reference to identification numbers is made throughout the catalog and cross reference charts are included in some sections to provide immediate knowledge of the service part number when the identification number is known.

For example, on page 4 of “Section 40 – Rear Axles, Drive Shafts” contains information about Identification Tags for a Rear Axle.

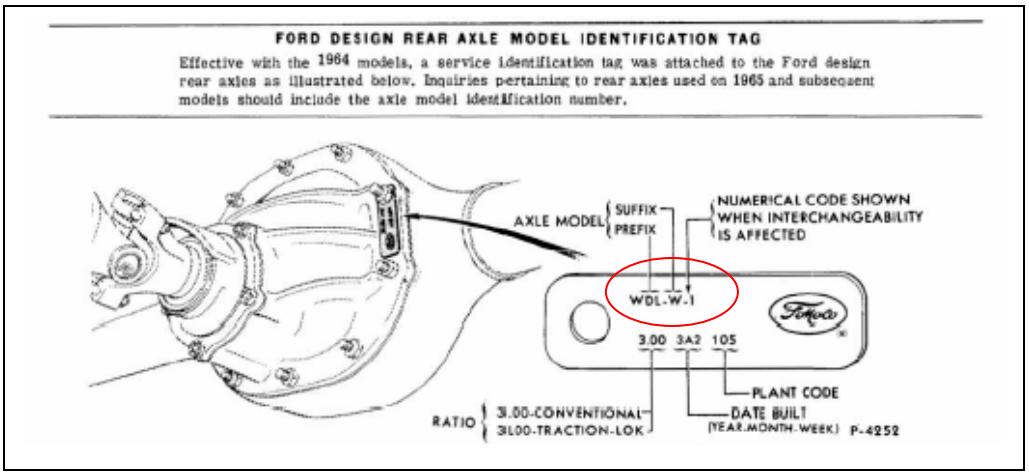

Using the ID will provide valuable information. For example, a WDL-W-1 for a 66/69 was 3.00 with a 28 spline shaft.

WDL-P	66	A	3.50	9	E	L	M	28 Spline Shaft
WDL-W, W1, W4	66/69	A	3.00	9	E	L	M	28 Spline Shaft

The ID code is also useful in determining the correct part number as shown in this example.

REFER TO CHART BEGINNING ON PAGE 2 BEFORE SELECTING PARTS FROM GROUPS BELOW

FORD CAR PARTS SECTION 40 27

YEAR	MODEL	AXLE IDENTIFICATION	PART NUMBER	QTY.	DESCRIPTION
	4234-5 SHAFT ASSY. - REAR AXLE				
	- A -				
65	A (9" R/G)	WDC-W, X	▲C5AZ 4234-C ▲C5AZ 4234-D	1 1	31 splines-R. H. -32 5/16" long -L. H. -29 19/32" long
65/67	A (9" R/G)	WDC-CB, WDD	●C5AZ 4234-A ●C5AZ 4234-B	1 1	28 splines-R. H. -32 1/4" long -L. H. -29 19/32" long
65/68	A (9" R/G)	WDC(exc. CB) WDL	▲C5AZ 4234-G ▲C5AZ 4234-H	1 1	28 splines-R. H. -32 5/16" long -L. H. -29 19/32" long
66/68	A (9 3/8" R/G)	WDT	▲C6SZ 4234-A ▲C6AZ 4234-B	1 1	31 splines-R. H. -31 7/8" long -L. H. -29 13/16" long
67/68	A (8 1/2" R/G)	WER	•C7AZ 4234-C •C7AZ 4234-D	1 1	28 splines-R. H. -32 7/32" long -L. H. -30 1/8" long
69/70	A (9 3/8" R/G)	WDT WFR	▲C9AZ 4234-E ▲C9AZ 4234-F	1 1	31 splines-R. H. -33" long -L. H. -30 3/4" long
69/	A (9" R/G)	WDC, WDL, WFG	▲C9AZ 4234-C ▲C9AZ 4234-D	1 1	28 splines-R. H. -33 1/4" long -L. H. -30 9/16" long
69/	A (8 1/2" & 8.7" R/G)	WER	•C9AZ 4234-A •C9AZ 4234-B	1 1	28 splines-R. H. -33 3/16" long -L. H. -31 1/8" long

How to Use Bookmarks

Bookmarks are provided to help navigate through the thousands of pages of part numbers and illustration. Bookmarks themselves are a feature of Adobe Reader and are located on the left margin of each page. Clicking on a bookmark will quickly take you to a specific location within the catalog.

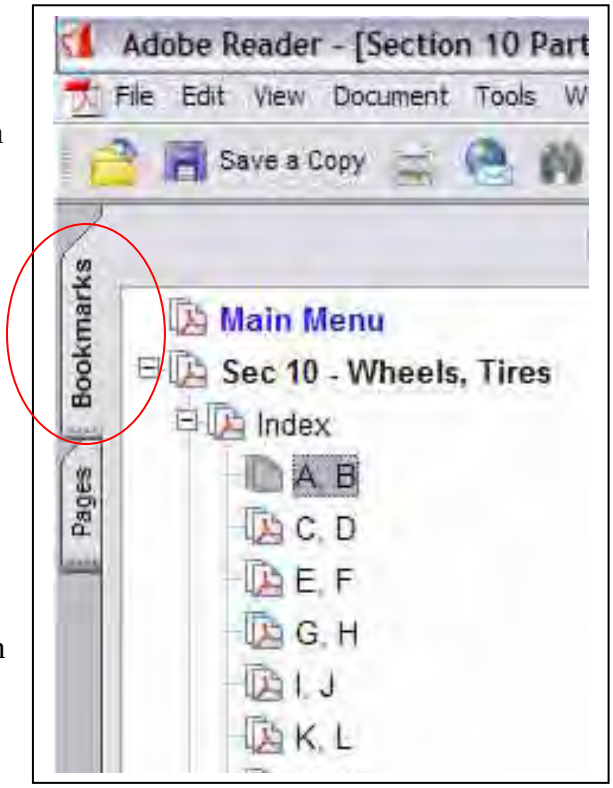

The "Main Menu" contains bookmarks to each major section of the catalog and as such, allows you to go anywhere in the catalog. This is important, because while in a specific section (for example Section 10), only Section 10 pages are visible. If you need to view pages in Section 20 or Section 50, you will need to return to the Main Menu.

To allow rapid access to the Main Menu a bookmark is provided at the top of each section. In addition, each section generally contains bookmarks for an index (expandable), group numbers, diagram numbers (illustration catalog only) and some cross reference links.

Some cross reference links are provided to other catalog sections for ease of use. For example, in the Text Catalog, there is generally a link to the corresponding section in the Illustration Catalog. That is, if you are in Section 10 of the Text Catalog and want to quickly go to Section 10 of the Illustration Catalog, a bookmark is provided. And, conversely, a bookmark is provided in the Illustration Catalog to return to the Text Catalog.

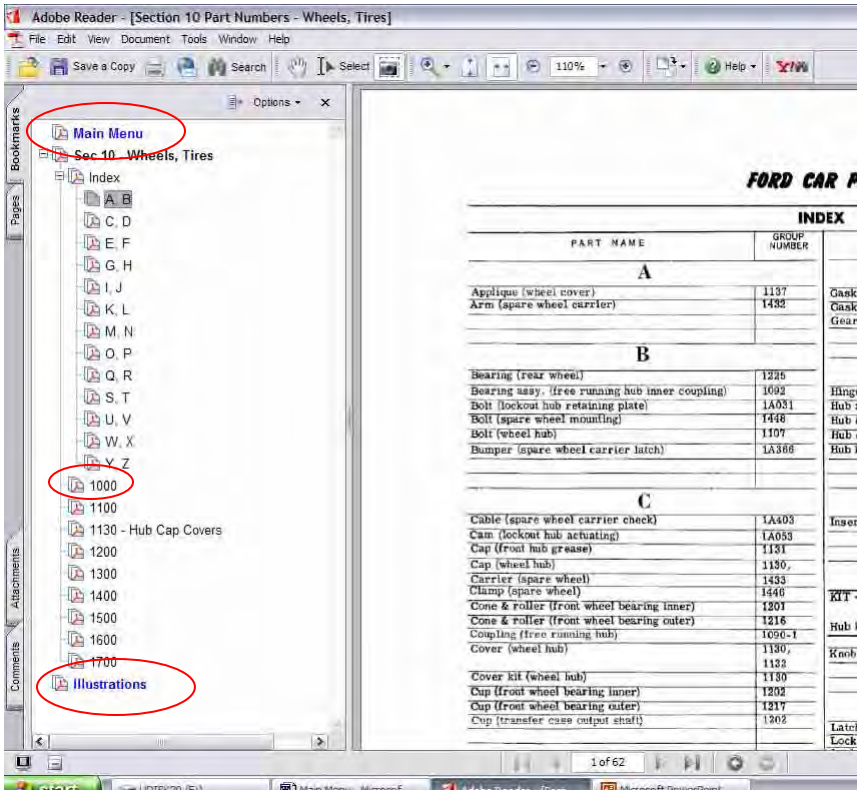

Vehicle Catalog Codes

Vehicle catalog codes are used throughout the catalog to identify a specific model. For example, “X” designates a Falcon produced before January 1970.

Vehicles	Catalog Codes		Catalog Codes	Vehicles
Bronco	U		A	Ford
Falcon (before 1/70)	X		B	Fairlane / Torino *Falcon
Falcon (from 1/70)	B		F	Mustang
Fairlane / Torino	B		L	Pinto
Ford	A		P	Maverick
Maverick	P		S	Thunderbird
Mustang	F		U	Bronco
Pinto	L		X	Falcon (before 1/70)
Thunderbird	S			
			* Includes unit built from January 1970	

Note: The Ford Galaxie and LTD are not listed on page 11 of the Chassis, General Information section but the catalog codes for these cars are thought to be “A”.

Quick Reference (Text Catalog)

Chassis Parts Group
(Sorted by Section Number)

Chassis Section	Major Group Description	DVD Bookmarks
10	Wheels	Paint, Wheel-
20	Brake System	Brake System
30	Front Suspension	Front Suspension, Steering, Front Axle
30	Steering Linkage	Front Suspension, Steering, Front Axle
30	Suspension (Front)	Front Suspension, Steering, Front Axle
35	Steering Gear	Front Suspension, Steering, Front Axle
40	Rear Axle	Rear Axle, Drive Shaft
46	Drive Shaft	Rear Axle, Drive Shaft
50	Frame	Frame, Muffler, Springs
52	Exhaust System	Frame, Muffler, Springs
53	Springs	Frame, Muffler, Springs

Chassis Section	Major Group Description	DVD Bookmarks
54	Stabilizer	Frame, Muffler, Springs
60	Engine	Engine
70	Transmission (Manual)	Manual Xmsn, Clutch
71	Gear Shift Lever	Manual Xmsn, Clutch
75	Clutch	Manual Xmsn, Clutch
A70	Automatic Transmission	Auto Xmsn
80	Cap (Radiator)	Cooling, Grille
80	Cooling System	Cooling, Grille
80	Grille	Cooling, Grille
80	Hose (Radiator)	Cooling, Grille
80	Radiator	Cooling, Grille
80	Shroud (Fan)	Cooling, Grille
85	Pulley (Water Pump)	Cooling, Grille
85	Pump (Water)	Cooling, Grille
85	Spacer (Pulley to Fan)	Cooling, Grille
85	Thermostat (Water)	Cooling, Grille
85	Water Pump	Cooling, Grille
86	Clutch Assy. (Fan)	Cooling, Grille
86	Fan, Drive Belt	Cooling, Grille
90	Air Cleaner	Fuel, Carburetor, Accelerator
90	Fuel Tank	Fuel, Carburetor, Accelerator
93	Fuel Pump	Fuel, Carburetor, Accelerator
94	Manifold	Fuel, Carburetor, Accelerator
94	Thermactor	Fuel, Carburetor, Accelerator
95	Carburetor	Fuel, Carburetor, Accelerator
97	Accelerator Linkage	Fuel, Carburetor, Accelerator
97	Speed Control	Fuel, Carburetor, Accelerator
100	Generator	Generators and Alternators
100	Voltage Regulator	Generators and Alternators
103	Alternator	Generators and Alternators
106	Battery	Generators and Alternators
106	Instrument Cluster	Generators and Alternators
110	Ignition Switch	Starter and Drive Assemblies
120	Distributor	Distributors and Spark Systems
130	Bulbs	Lamps, Wiring
130	Lamps	Lamps, Wiring
137	Horns	Lamps, Wiring

Chassis Section	Major Group Description	DVD Bookmarks
140	Main Wiring	Wiring
150	Electrical Accessories	Electrical Accessories
160	Fenders	Fender, Hood
166	Hood	Fender, Hood
170	Jack	Speedometer, Bumper
170	Speedometer	Speedometer, Bumper
173	Tachometer	Speedometer, Bumper
175	Windshield Wiper	Speedometer, Bumper
176	Windshield Washer	Speedometer, Bumper
177	Mirrors	Speedometer, Bumper
178	Bumpers	Speedometer, Bumper
180	Shock Absorber	Shocks, Heater, Radio
184	Heater	Shocks, Heater, Radio
184	Radio	Shocks, Heater, Radio
190	Air Conditioner	Air Conditioner

Note: Please refer to the Text Catalog, General Information, pages 4-10 for a detailed listing of Section, Chassis Group, and Body Group numbers.

Chassis Parts Group
(Sorted by Bookmark)

Major Group Description	DVD Bookmarks	Chassis Section
Accelerator Linkage	Fuel, Carburetor, Accelerator	97
Air Cleaner	Fuel, Carburetor, Accelerator	90
Air Conditioner	Air Conditioner	190
Alternator	Generators and Alternators	103
Automatic Transmission	Auto Xmsn	A70
Battery	Generators and Alternators	106
Brake System	Brake System	20
Bulbs	Lamps, Wiring	130
Bumpers	Speedometer, Bumper	178
Cap (Radiator)	Cooling, Grille	80
Carburetor	Fuel, Carburetor, Accelerator	95
Clutch	Manual Xmsn, Clutch	75
Clutch Assy. (Fan)	Cooling, Grille	86
Cooling System	Cooling, Grille	80

Major Group Description	DVD Bookmarks	Chassis Section
Distributor	Distributors and Spark Systems	120
Drive Shaft	Rear Axle, Drive Shaft	46
Electrical Accessories	Electrical Accessories	150
Engine	Engine	60
Exhaust System	Frame, Muffler, Springs	52
Fan, Drive Belt	Cooling, Grille	86
Fenders	Fender, Hood	160
Frame	Frame, Muffler, Springs	50
Front Suspension	Front Suspension, Steering, Front Axle	30
Fuel Pump	Fuel, Carburetor, Accelerator	93
Fuel Tank	Fuel, Carburetor, Accelerator	90
Gear Shift Lever	Manual Xmsn, Clutch	71
Generator	Generators and Alternators	100
Grille	Cooling, Grille	80
Heater	Shocks, Heater, Radio	184
Hood	Fender, Hood	166
Horns	Lamps, Wiring	137
Hose (Radiator)	Cooling, Grille	80
Ignition Switch	Starter and Drive Assemblies	110
Instrument Cluster	Generators and Alternators	106
Jack	Speedometer, Bumper	170
Lamps	Lamps, Wiring	130
Main Wiring	Wiring	140
Manifold	Fuel, Carburetor, Accelerator	94
Mirrors	Speedometer, Bumper	177
Pulley (Water Pump)	Cooling, Grille	85
Pump (Water)	Cooling, Grille	85
Radiator	Cooling, Grille	80
Radio	Shocks, Heater, Radio	184
Rear Axle	Rear Axle, Drive Shaft	40
Shock Absorber	Shocks, Heater, Radio	180
Shroud (Fan)	Cooling, Grille	80
Spacer (Pulley to Fan)	Cooling, Grille	85
Speed Control	Fuel, Carburetor, Accelerator	97
Speedometer	Speedometer, Bumper	170
Springs	Frame, Muffler, Springs	53

Major Group Description	DVD Bookmarks	Chassis Section
Stabilizer	Frame, Muffler, Springs	54
Steering Gear	Front Suspension, Steering, Front Axle	35
Steering Linkage	Front Suspension, Steering, Front Axle	30
Suspension (Front)	Front Suspension, Steering, Front Axle	30
Tachometer	Speedometer, Bumper	173
Thermactor	Fuel, Carburetor, Accelerator	94
Thermostat (Water)	Cooling, Grille	85
Transmission (Manual)	Manual Xmsn, Clutch	70
Voltage Regulator	Generators and Alternators	100
Water Pump	Cooling, Grille	85
Wheels	Paint, Wheel-	10
Windshield Washer	Speedometer, Bumper	176
Windshield Wiper	Speedometer, Bumper	175

Body Parts Group
(Sorted by Section)

Section	Major Group Description	DVD Bookmarks
Section 000	Dash, Cowl, Console, Windshield, Vents, Instrument Panel	Dash, Cowl, Vents
Section 100	Floor Pan, Reinforcements, Unibody and related	Floor, Underbody, Sill
Section 200	Front/Rear Doors, Quarter panels, rear door glass, belt rails	Front/Rear Doors, Quarters
Section 300	Quarter Window and Trim	Quarter Window, Trim
Section 400	Back Door, Rear Window, Convertible Top, Tailgate, Trunk, Luggage Compartment	Back Door, Luggage Compartment
Section 500	Roof, Drip Moldings, Headlining, Landau Top, Folding Top, Luggage Carrier	Roof, Headlining, Top
Section 600	Seating and related, Seat Belts, Headrests	Seat
Soft Trim	Upholstery, windlace, door panels, carpet, visors, floor mats	Soft Trim
The following are found in the Body Illustrations Group (not in the Text catalog)		
Sheet Metal	Body Sheet Metal	Sheet Metal
Exterior Moldings	Molding/Nameplates	Exterior Moldings
Interior Trim	Door Handles, Trim Panels and related	Interior Trim

MASTER PARTS AND ACCESSORIES CATALOG

FORM FP 7635-A
(Text Only)
Ford Motor Company

INDEX

Abbreviations 16,17
Attaching Parts (Nuts, Bolts, etc.) 12
Body Type Codes 12
Build Date . . . . . See Owner Card
D.S.O. 13
Engine Assembly Plant Codes 39
F.S.O. 13
Formats 11
General Instructions 2
How to Order Parts 13
How to Use This Catalog 2
Identification 3
Liquid measure 12
L.P.O. 13
Locator Codes 12
Metric to Inches Conversion Chart 14,15
Model Year Application 12
Owner Card 23
Soft Trim 12
Symbols Used Regularly in Catalog 11
Vehicle Catalog Codes 11

FORD PART NUMBERING SYSTEM

Body Parts Group Numbering System 4
Explanation of the Ford Part Numbering System 3
Ford Basic Part Numbering . . . . . 8 thru 10
Group Numbers and Related Catalog Sections 7
Motorcraft Sales Numbers 11
Part Name Index (Body Parts) 6
Part Name Index (Chassis) . . . . . 4 thru 6

WARRANTY PLATE and CERTIFICATION LABEL (except BRONCO)

Assembly Plant Codes 24
Body Type Codes . . . . . 31 thru 34
Car Line Codes 39
Certification Label Diagram 22
Color Codes (Exterior Paint) 35
Diagrams and Instructions . . . . . 18 thru 23
District Codes 39
Drive Codes 38
Engine Assembly Plant Codes 39
Engine Codes 29,30
Month Codes 36
Numerical Sequence of Assembly 30
Owner Card Diagram 23
Rear Axle Ratio Codes 37
Serial Number 22
Series Codes . . . . . 25 thru 28
Transmission Codes 38
Trim Codes 35
Vehicle Identification Number 22
Warranty Plate Diagrams . . . . . 18 thru 21
Year Codes 24

BRONCO WARRANTY PLATE and CERTIFICATION LABEL

Assembly Plant Codes 43
Body Type Codes 43
Certification Label Diagram 42
Color Codes (Exterior Paint) 44
Diagrams and Instructions . . . . . 40 thru 42
Engine Codes 43
Front Axle Codes 44
Model Codes 43
Numerical Sequence of Assembly 43
Rear Axle Ratio Codes 44
Transmission Codes 44
Trim Codes 44
Warranty Plate Diagrams 40,41

COPYRIGHT © 1975 — FORD MOTOR COMPANY — DEARBORN, MICHIGAN

GENERAL INSTRUCTIONS

This Ford Car Master Parts Catalog contains replacement parts and accessories information for Ford, Fairlane/Torino, Mustang, Thunderbird, Bronco, Falcon, Maverick and Pinto for model years 1965 through 1972 for U.S. and Canadian built vehicles. Unique Canadian part numbers and applications have been identified by a symbol (♠) and footnoted. Unique U.S. part numbers and applications have been identified by a symbol (☆) and footnoted. Use this "text" catalog in conjunction with the "illustration" catalog, Form FP-7635-B.

Refer to the Index on page 1 for a listing of the various items appearing in the General Information Section.

HOW TO USE THIS CATALOG

There are three ways of finding part numbers.

1. By Part Name.
2. By Illustration
3. By Identification.

Should an inquiry be received for a rear carrier plate for a 1971 Thunderbird:

BY PART NAME -

A. Refer to the Chassis Parts Alphabetical Index.

B. Refer to the alphabetical nomenclature and find the part name "Plate (rear carrier)". The group number listed is 2211-2.

C. Refer to group number 2211-2 and locate vehicle catalog code "S" (for Thunderbird). Find 1971 (71) in the "YEAR" column.

D. The part numbers shown are C7AZ 2211-E for right hand and C7AZ 2212-E for left hand.

BY ILLUSTRATION -

A. Refer to the Illustration Catalog (Form FP- 7635-B) to the divider marked "WHEELS, BRAKES".

B. Refer to the index immediately behind the divider and find the illustration titles for 1971 S (Thunderbird).

C. Under the heading "BRAKES" find the "Brake details (drum rear)" illustration for the 1971 Thunderbird.

D. Refer to the illustration designated (on page 4 of Illustration Section 20.1) and find the group number for the rear carrier plate to be 2211-2.

E. Refer to group number 2211-2 in this Text catalog and locate vehicle catalog code "S" (for Thunderbird). Find 1971 (71) in the "YEAR" column.

F. The part numbers shown are C7AZ 2211-E for right hand and C7AZ 2212-E for left hand.

BY IDENTIFICATION -

Certain parts and most major assemblies are identified with a part number shown on an attached tag or plate or on the part itself. Reference to identification numbers is made throughout the catalog and cross reference charts are included in some sections to provide immediate knowledge of the service part number when the identification number is known.

IMPORTANT - Identification tags and plates must be retained with the part or assembly with which they are originally supplied.

R. H. and L. H. PARTS

The driver's side is the left hand side of the vehicle and determines whether such parts as fenders, lamps, etc. are right or left hand.

Most Right Hand and Left Hand parts are listed in the manner shown in the following examples. The model application pertaining to the Right Hand part also pertains to the Left Hand part.

EXAMPLE 1 - Right Hand and Left Hand on separate lines

GROUP NUMBER	YEAR	BODY TYPE	DESCRIPTION	PART NUMBER	QTY.
21872-3	**SPRING - DOOR LATCH TOGGLE**				
	67	A,B,F,S,U,X	R.H.	C7AZ 6221872-B	1 or 2
	68	A			1 or 2
	68/70	S			1 or 2
			L.H.	C7AZ 6221873-B	1 or 2

EXAMPLE 2 - Right Hand and Left Hand implied by quantity

	68/69	B(54,71)		C8OZ 5421940-A	2
	68/69	B(62,63,76)		C8OZ 6321940-A	2

EXAMPLE 3 - Right Hand and Left Hand in adjacent columns

GROUP NUMBER	YEAR	BODY TYPE	DESCRIPTION	PART NUMBER		QTY.
				RIGHT HAND	LEFT HAND	
27846-7	**PANEL - QUARTER - continued -**		Drill holes as required			
			-B -			
	67	B(66)		C7OZ 6627846-A	C7OZ 6627847-A	1
	67	B(71)		C7OZ 7127846-A	C7OZ 7127847-A	1

EXPLANATION OF THE FORD PART NUMBERING SYSTEM

For greater convenience this catalog is divided into specific sections; such as brakes, front suspension, engine, transmission, etc. For example, FRONT SUSPENSION appears in Section 30, STEERING in Section 35, REAR AXLE in Section 40, etc. The applicable exploded illustrations are contained in separate sections which are related to the Text Section numbers. For example STEERING Illustrations appear in Illustration Section 35 of the "Illustrations" Catalog, Form FP-7635-B.

The basic part number groups and the section numbers under which each is listed are shown on page 7 of the General Information Section.

The basic part number groups shown on page 7 have been expanded as shown in the Charts on pages 8, 9 and 10 to provide for additional groups to accomodate new lines. In numerical listings, expanded numbers will be considered to follow the same sequence as the regular basic numbers from which they are expanded and are arranged in Catalogs as follows.

3538
3C538
3634
3A634

Illustrations contain basic or group numbers only, therefore, it is necessary to refer to the basic or group within this "text" catalog for complete applicable part numbers.

COPYRIGHT © 1975 — FORD MOTOR COMPANY — DEARBORN, MICHIGAN

BODY PARTS GROUP NUMBERING SYSTEM

FOLLOWING IS A DIAGRAM OF THE BODY PARTS GROUP NUMBERING SYSTEM

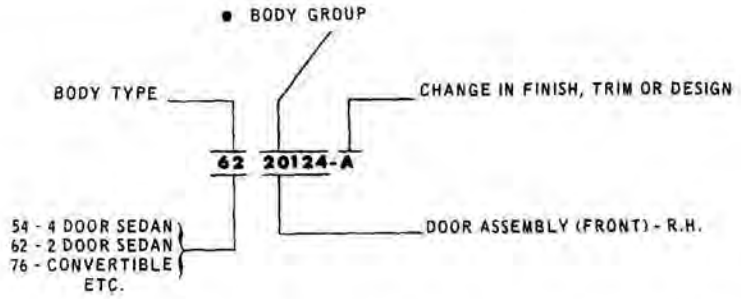

• These five digits comprise the Body Group Numbers used throughout each body parts section.

A complete group index of body parts has been included at the end of the Alphabetical Index.

PART NAME INDEX

Below are various major groups appearing in the Chassis and Body Sections of this catalog.

CHASSIS PARTS INDEX

MAJOR GROUP	*TABBED DIVIDER TITLE	SECTION
Air Cleaner		96
Accelerator Linkage	Fuel-Carburetor-Accelerator	97
Air Conditioner	Speedometer-Bumper	190
Alternator	Generator-Starter-Distributor	103
Automatic Transmission	Automatic Transmission	A70
Axle (Rear)	Front Suspension-Steering-Rear Axle	40
Battery	Generator-Starter-Distributor	106
Belt (Drive)	Cooling-Grille	86.1
Brake System	Paint-Wheel-Brake	20
Bulbs	Lamps - Wiring	130
Bumpers	Speedometer-Bumper	176
Cap (Radiator)	Cooling-Grille	80
Carburetor	Fuel-Carburetor-Accelerator	95
Carrier (Wheel)	Paint-Wheel-Brake	10
Clutch	Manual Transmission-Clutch	75
Clutch Assy. (Fan)	Cooling-Grille	86
Cooling System	Cooling-Grille	80
Distributor	Generator-Starter-Distributor	120
Drive Belt	Cooling - Grille	86.1
Drive Shaft	Front Suspension-Steering-Rear Axle	46
Engine	Engine	60
Exhaust System	Frame-Muffler-Spring	52

* Applicable to Loose Leaf Catalogs only

PART NAME INDEX

CHASSIS PARTS INDEX - continued

MAJOR GROUP	*TABBED DIVIDER TITLE	SECTION
Fan	Cooling-Grille	86
Fenders	Fender-Hood	160
Frame	Frame-Muffler-Spring	50
Front Suspension	Front Suspension-Steering-Rear Axle	30
Fuel Pump	Fuel-Carburetor-Accelerator	93
Fuel Tank	Fuel-Carburetor-Accelerator	90
Gear Shift Lever	Manual Transmission-Clutch	71
Generator	Generator-Starter-Distributor	100
Grille	Cooling-Grille	80
Heater	Speedometer-Bumper	184
Hood	Fender-Hood	166
Horns	Lamps-Wiring	137
Hose (Radiator)	Cooling-Grille	80
Ignition Switch	Generator-Starter-Distributor	110
Instrument Cluster	Generator-Starter-Distributor	106
Jack	Speedometer-Bumper	170
Lamps	Lamps-Wiring	130
Lever (Gearshift)	Manual Transmission - Clutch	71
Linkage (Accelerator)	Fuel-Carburetor-Accelerator	97
Linkage (Steering)	Front Suspension-Steering-Rear Axle	30
Manifold	Fuel-Carburetor-Accelerator	94
Mirrors	Speedometer-Bumper	176
Main Wiring	Lamps - Wiring	140
Pulley (Water Pump)	Cooling-Grille	85
Pump (Fuel)	Fuel-Carburetor-Accelerator	93
Pump (Water)	Cooling-Grille	85
Radiator	Cooling-Grille	80
Radio	Speedometer-Bumper	184
Rear Axle	Front Suspension-Steering-Rear Axle	40
Regulator (Voltage)	Generator-Starter-Distributor	100
Shaft (Drive)	Front Suspension-Steering-Rear Axle	46
Shift (Gear)	Manual Transmission-Clutch	71
Shock Absorber	Speedometer-Bumper	180
Shroud (Fan)	Cooling-Grille	80
Spacer (Pulley to Fan)	Cooling-Grille	85
Speed Control	Fuel-Carburetor-Accelerator	97
Speedometer	Speedometer-Bumper	170
Springs	Frame-Muffler-Spring	53
Stabilizer	Frame-Muffler-Spring	54
Steering Gear	Front Suspension-Steering-Rear Axle	35
Steering Linkage	Front Suspension-Steering-Rear Axle	30
Suspension (Front)	Front Suspension-Steering-Rear Axle	30
Tachometer	Speedometer-Bumper	173
Tank (Fuel)	Fuel-Carburetor-Accelerator	90
Thermactor	Fuel-Carburetor-Accelerator	94
Thermostat (Water)	Cooling-Grille	85
Transmission (Automatic)	Automatic Transmission	A70
Transmission (Manual)	Manual Transmission-Clutch	70
Voltage Regulator	Generator-Starter-Distributor	100

COPYRIGHT © 1975 — FORD MOTOR COMPANY — DEARBORN, MICHIGAN

PART NAME INDEX

CHASSIS PARTS INDEX - continued

MAJOR GROUP	*TABBED DIVIDER TITLE	SECTION
Water Pump	Cooling-Grille	85
Wheels	Paint-Wheel-Brake	10
Windshield Washer	Speedometer-Bumper	176
Windshield Wiper	Speedometer-Bumper	175
Wiring (Main)	Lamps-Wiring	140

BODY and SOFT TRIM PARTS INDEX

Auxiliary Seat	Seat	600
Center Body Pillar	Side-Door-Pillar-Quarter	240
Console	Body Front-Floor	042
Cowl	Body Front-Floor	020
Dash Panel	Body Front-Floor	000
Door (Front)	Side-Door-Pillar-Quarter	200
Door (Rear)	Side-Door-Pillar-Quarter	240
Floor	Body Front-Floor	100
Folding Top	Soft Trim	Soft Trim
Folding Top Mechanism	Back-Luggage Compartment	520
Front Door	Side-Door-Pillar-Quarter	200
Front Seat Track	Seat	617
Glove Compartment	Body Front-Floor	047
Instrument Panel	Body Front-Floor	042
Luggage Compartment	Back-Luggage Compartment	400
Package Tray	Back-Luggage Compartment	440
Pillar (Center Body)	Side-Door-Pillar-Quarter	240
Quarter	Side-Door-Pillar-Quarter	270
Rear Door	Side-Door-Pillar-Quarter	240
Rear Seat	Seat	600
Roof	Back-Luggage Compartment	500
Seat (Auxiliary)	Seat	600
Seat (Rear)	Seat	600
Tail Gate	Back-Luggage Compartment	400
Top (Folding)	Soft Trim	Soft Trim
Top Mechanism (Folding)	Back-Luggage Compartment	520
Track (Front Seat)	Seat	617
Windshield	Body Front-Floor	030

* Applicable to Loose Leaf Catalogs only

GROUP NUMBERS and RELATED CATALOG SECTIONS

Following is an index of the basic group numbers and their related catalog section numbers. A more detailed listing of the basic group numbers, their related expansion numbers and functional areas is shown on the next three pages.

CHASSIS PARTS

BASIC GROUP NUMBER	CATALOG SECTION NO.
Miscellaneous	Paint
1000 - 1999	10
2000 - 2099	20
2001 and 2200 Kit Contents	20.1
2100 - 2199	21
2200 - 2299	22
2300 - 2399	23
2400 - 2999	24
3000 - 3499	30
3500 - 3599	35
3600 - 3999	36, 37
P/S Kits	36.1
4000 - 4599	40
4600 - 4999	46
5000 - 5199	50
5200 - 5299	52
Exhaust Charts	52.65 thru 52.72
5300 - 5399	53
Spring Charts	53.65 thru 53.72
5400 - 5999	54
6000-6898 Engine Ident. Chart	60
4 cyl. 98,122	60.1
6 cyl. 170,200,250	60.2
6 cyl. 240	60.3
8 cyl. 260,289, 289 Spec.	60.4
8 cyl. 302, 302 Spec.	60.5
8 cyl. 351, 351 Spec.	60.5A
8 cyl. 352,390, 390 Spec.	60.6
8 cyl. 400	60.7
8 cyl. 427	60.8
8 cyl. 428,429, 429 Spec.	60.9

BASIC GROUP NUMBER	CATALOG SECTION NO.
Manual Trans. - except Linkage	
6900 - 7999	
Identification and Application Chart	70
Parts Lists	
2.77 - 1965/67	70.1
G/4/S-1971/	70.2
E/4/S - 1971/	70.2
O/D - 1965/67	70.3
3.03 - 1965/	70.4
D/4/S - 1965/66	70.5
F/4/S - 1965/	70.6
W/4/S - 1965/66	70.7
Transfer Case	70.8
Manual Trans. - Linkage, etc.	
7000 - 7299	71
7300 - 7400	73
7500 - 7999	75
Automatic trans. except Linkage	
7000 - 7999	
Identification and Application Charts	A70
Parts List	
C/M - 1965/	A70.3
C4 - 1965/	A70.4
C6 - 1966/	A70.5
Automatic Trans. Linkage, etc.	
7000 - 7199	A71
7200 - 7399	A72
7400 - 7999	A74
8000 - 8499	80
8500 - 8599	85
8600 - 8999	86
Fan Belt Ident. Chart	86.1
Ford Racing Belts	86.2
Belt Application Charts	86.65 thru 86.72
9000 - 9299	90
9300 - 9399	93
9400 - 9499	94
9500 - 9599	95
Carburetor - Parts Lists	95.1 thru 95.34

BASIC GROUP NUMBER	CATALOG SECTION NO.
Carburetor Kit Components	95A
9600 - 9699	96
9700 - 9999	97
10000 - 10299	100
10300 - 10599	103
Alternator Ident. Chart	103
Alternator Parts Lists	103.2, 103.4, 103.5
10600 - 10999	106
11000 - 11999	110
Starter Ident. Chart	110
Starter Parts Lists	110.2 thru 110.4
12000 - 12999	120
Distributor Ident. Chart	120
Distributor Parts Lists	120.1 thru 120.5
13000 - 13399	130
13400 - 13699	134
13700 - 13999	137
14000 - 14399	140
14400 - 14499	144
14500 - 14999	145
15000 - 15999	150
16000 - 16099	160
16100 - 16599	161
16600 - 16999	166
17000 - 17299	170
Speedometer Gears	172
Speedometer Gear Application Charts	172.65 thru 172.72
17300 - 17399	173
17400 - 17599	175
17600 - 17999	176
18000 - 18399	180
18400 - 18999	184
19000 - 19999	190

BODY PARTS

BASIC GROUP NUMBER	BODY SECTION NO.
70000 - 79999	A70.1 thru A70.5
00000 - 01999	000
02000 - 02999	020
03000 - 04199	030
04200 - 04699	042
04700 - 09999	047
10000 - 19999	100
20000 - 20999	200
21000 - 21999	210
22000 - 22999	220
23000 - 23999	230
24000 - 25999	240
26000 - 26999	260
27000 - 27999	270
28000 - 28999	280
29000 - 29499	290
29500 - 29999	295
30000 - 39999	300
40000 - 41999	400
42000 - 42999	420
43000 - 43999	430
44000 - 49999	440
50000 - 50999	500
51000 - 51999	510
52000 - 59999	520
60000 - 60999	600
61000 - 61999	610, 615, 617
62000 - 69999	620
00000 - 69999 (AS APPLICABLE)	SOFT TRIM - By MODEL YEAR

COPYRIGHT © 1975 — FORD MOTOR COMPANY — DEARBORN, MICHIGAN

FORD BASIC PART NUMBERING SYSTEM

CHASSIS, ENGINE and ELECTRICAL BASIC NUMBER SERIES

BASIC PART NO. SERIES	BASIC SERIES EXPANSION	PARTS WHICH QUALIFY BY FUNCTIONAL AREA
1000-1250	1A000-1A250	Wheels, hubs, and drums
1251-1349	1A251-1A349	Open numbers
1350-1499	1A350-1A499	Spare wheel carrier
1500-1724	1A500-1A724	Tires and tubes
1725-1999	1A725-1A999	Open numbers
2000-2874	2A000-2A874	Brakes
2875-2999	2A875-2A999	Air compressor
3000-3499	3A000-3A499	Front axles and front suspensions
3500-3776	3A500-3A776	Steering gear and steering wheel
3777-3999	3A777-3A999	Open numbers
4000-4999	4A000-4A999	Rear axle and driveshaft and coupling shaft
5000-5149	5A000-5A149	Frame and brackets
5150-5199	5A150-5A199	*
5200-5299	5A200-5A299	Muffler, exhaust pipes, and brackets
5300-5350	5A300-5A350	Front springs
5351-5416	5A351-5A416	Sub-frame (for cab mounting)
5417-5454	5A417-5A454	Open numbers
5455-5481	5A455-5A481	Front springs-clips, studs, and bushings
5482-5499	5A482-5A499	Stabilizer and attaching parts
5500-5515	5A500-5A515	Front spring covers
5516-5999	5A516-5A999	Rear springs and attaching parts
6000-6899	6A000-6A899	Engine and mounts
6900-6944	6A900-6A944	*
6945-6999	6A945-6A999	Eng. installation & dress-up kits
7000-7999	7A000-7A999	Transmission and clutch
8000-8499	8A000-8A499	Radiator and grille parts
8500-8599	8A500-8A599	Water pumps
8600-8669	8A600-8A669	Fan and brackets
8670-8999	8A670-8A999	Open numbers
9000-9423	9A000-9A423	Fuel tank, gauges, pumps & lines
9000-9269	9A000-9A269	Fuel tank, gauges, pumps & lines
9424-9499	9A424-9A499	Manifold, clamps, thermostats etc.
9500-9699	9A500-9A699	Carburetors & air cleaners
9700-9899	9A700-9A899	Thermostatic choke, acc. spark & throttle control rods
9900-9999	9A900-9A999	*
10000-10399	10A000-10A399	Generators & alternators
10400-10499	10A400-10A499	Open numbers
10500-10649	10A500-10A649	Generator regulator
10650-10837	10A650-10A837	Batteries & ammeters
10838-10999	10A838-10A999	Instrument cluster & controls
11000-11529	11A000-11A529	Starting motor & starter switch
11530-11568	11A530-11A568	Open numbers
11569-11619	11A569-11A619	Ignition switch
11620-11644	11A620-11A644	Open numbers
11645-11688	11A645-11A688	Lighting switch
11689-11999	11A689-11A999	Open numbers
12000-12427	12A000-12A427	Coil, distributor & spark plugs
12428-12449	12A428-12A449	Open numbers
12450-12499	12A450-12A499	Engine governor
12500-12999	12A500-12A999	Open numbers
13000-13299	13A000-13A299	Headlamps & parking lamps
13000-13399	13A300-13A399	Turn signal
13400-13699	13A400-13A699	License, tail, and stop lamps
13700-13799	13A700-13A799	Courtesty, dome and instrument lamps and switches
13800-13949	13A800-13A949	Horn
13950-13999	13A950-13A999	Open numbers
14000-14689	14A000-14A689	Wiring and circuit breakers, terminals and connectors, window regulator, fuse panel
14690-14724	14A690-14A724	Seat regulator (electrical)
14725-14999	14A725-14A999	Junction boxes and electric conduit
15000-15074	15A000-15A074	Clocks & cigar lighter
15075-15114	15A075-15A114	Lamp assy. -cluster
15115-15199	15A115-15A199	*
15200-15399	15A200-15A399	Road & spotlamps
15400-15489	15A400-15A489	Lamp assy. -marker
15490-15579	15A490-15A579	Lamp assy. back up & utility
15580-15599	15A580-15A599	Lamp assy. -Police flasher
15600-15649	15A600-15A649	*
15650-15655	15A650-15A655	Map lamp
15656-15699	15A656-15A699	Top control
15700-15724	15A700-15A724	Engine compartment lamp
15725-15759	15A725-15A759	Commercial pump motors Note: Not used Passenger Car, Truck & Industrial Engines
15760-15799	15A760-15A799	Open numbers
15800-15849	15A800-15A849	Lamp assy. -transmission control selector indicator
15850-15874	15A850-15A874	Parking brake signal
15875-15899	15A875-15A899	Open numbers
15900-15999	15A900-15A999	*
16000-16299	16A000-16A299	Front fender, aprons & shields
16300-16449	16A300-16A449	Rear fenders
16450-16549	16A450-16A549	Running boards and brackets
16550-16579	16A550-16A579	Splash shields
16580-16599	16A580-16A599	Open numbers
16600-16999	16A600-16A999	Hood, brackets and controls
17000-17149	17A000-17A149	Tools
17150-17249	17A150-17A249	Open numbers
17250-17384	17A250-17A384	Speedometer and tachometer
17385-17399	17A385-17A399	Open numbers
17400-17674	17A400-17A674	Wipers and washers
17675-17748	17A675-17A748	Rear view mirrors
17749-17999	17A749-17A999	Front and rear bumpers and stone deflectors
18000-18199	18A000-18A199	Shock absorbers
18200-18241	18A200-18A241	*
18242-18699	18A242-18A699	Heaters
18700-18799	18A700-18A799	Air brakes
18800-19499	18A800-19A499	Radio
19500-19549	19A500-19A549	Miscellaneous Accessories
19550-19999	19A550-19A999	Air conditioners

* This series has become inactive and parts qualifying will be identified with part numbers from a more appropriate series.

BODY BASIC NUMBERS and CORRESPONDING FUNCTIONS

BASIC PART NO. SERIES	BASIC SERIES EXPANSION	PARTS WHICH QUALIFY BY FUNCTIONAL AREA
00000-00099	000A00-000A99	Body assy. & trim sets
00100-00399	001A00-003A99	Front end assembly
01400-01499	014A00-014A99	Ventilating ducts & valves
01500-01599	015A00-015A99	Brake pedal support
01600-01799	016A00-017A99	Dash assembly
01800-01999	018A00-019A99	Ventilating ducts & valves
02000-02699	020A00-026A99	Cowl & front body pillar
02700-02899	027A00-028A99	Open
02900-02999	029A00-029A99	Body front tie bow braces, etc.
03000-03999	030A00-039A99	Windshield assembly
04000-04249	040A00-042A49	Visor assembly
04250-04399	042A50-043A99	Front belt rail inst. panel assy.
04400-04599	044A00-045A99	Panel assy. -instr. panel details
04600-04799	046A00-047A99	Cigar lighter assy. & instr. cluster
04800-04899	048A00-048A99	Ash receptacle assy.
04900-05999	049A00-059A99	Open
06000-06199	060A00-061A99	Glove compt. assy.
06200-09999	062A00-099A99	Open
10000-10999	100A00-109A99	Floor side & cross members
11000-11099	110A00-110A99	Underbody assy.
11100-11499	111A00-114A99	Floor pan assy. silencers & pads
11500-11799	115A00-117A99	Floor board assy.
11800-11999	118A00-119A99	Open
12000-12099	120A00-120A99	Floor board riser
12100-12299	121A00-122A99	Floor trans. cover dust sealer
12300-12599	123A00-125A99	Open
12600-12699	126A00-126A99	Floor skid strip
12700-12999	127A00-129A99	Open
13000-13199	130A00-131A99	Floor mat & carpet
13200-13299	132A00-132A99	Floor scuff plate
13300-13499	133A00-134A99	Open
13500-13599	135A00-135A99	Floor tool box
13600-13799	136A00-137A99	Open
14000-14199	140A00-141A99	Member assy. body side frt. & rr.
14200-14299	142A00-142A99	Sill assy. -floor pan cross front
14300-19999	143A00-199A99	Open
20000-20799	200A00-207A99	Body side and front door
20800-21099	208A00-210A99	Front door garnish mldg.
21100-21299	211A00-212A99	Front door reinforcement
21300-21399	213A00-213A99	Open
21400-22399	214A00-223A99	Front door glass, lock & frame
22400-22499	224A00-224A99	Front door handles
22500-22599	225A00-225A99	Open
22600-22699	226A00-226A99	Front door handles-inside
22700-22799	227A00-227A99	Open
22800-22899	228A00-228A99	Front door hinge
22900-22999	229A00-229A99	Front door ventilating window
23000-23399	230A00-233A99	Front door dovetail & regulator
23100-23499	231A00-234A99	Front door & window regulators
23500-23499	234A00-235A99	Front door check
23600-23699	236A00-236A99	Open
23700-24199	237A00-241A99	Front door trim & arm rest
24200-24299	242A00-242A99	Hydraulic window operating
24300-24599	243A00-245A99	Center pillar assy.
24600-24999	246A00-249A99	Rear door assy. & panels
25000-25099	250A00-250A99	Rear door frame & pillar assy.
25100-25399	251A00-253A99	Rear door header & bottom
25400-25899	254A00-258A99	Rear door glass & garnish mldg.
25900-25999	259A00-259A99	Open
26000-26199	260A00-261A99	Rear door reinforcement
26200-26399	262A00-263A99	Rear door glass frame
26400-26699	264A00-266A99	Rear door lock & handles
26700-26799	267A00-267A99	Open
26800-26899	268A00-268A99	Rear door hinge
26900-26999	269A00-269A99	Open
27000-27299	270A00-272A99	Rear door check & regulator
27300-27399	273A00- 273A99	Rear door regulator vacuum lift
27400-27699	274A00-276A99	Rear door trim
27700-28099	277A00-280A99	Quarter & quarter panel assy.
28100-28399	281A00-283A99	Quarter lock pillar
28400-28499	284A00-284A99	Open
28500-28699	285A00-286A99	Quarter header & frame
28700-28799	287A00-287A99	Quarter belt rail
28800-28999	288A00-289A99	Open
29000-29199	290A00-291A99	Quarter window garnish mldg.
29200-29599	292A00-295A99	Quarter reinf. braces & brkts.
29600-29999	296A00-299A99	Quarter window, glass & channel
30000-30199	300A00-301A99	Quarter glass run & regulator
30200-30299	302A00-302A99	Quarter vent. window
30300-30699	303A00-306A99	Qtr. window regulator & frame
30700-30799	307A00-307A99	Quarter arm rest ash receptacle
30800-30999	308A00-309A99	Open
31000-31499	310A00-314A99	Quarter trim assy. & assist loop
31500-31599	315A00-315A99	Open
31600-31899	316A00-318A99	Qtr. arm rest assy.
31900-31999	319A00-319A99	Quarter panel spare wheel compt.
32000-32199	320A00-321A99	Open
32200-32399	322A00-323A99	Side slats-trim sticks-anti-squeaks
32400-32499	324A00-324A99	Quarter folding compt. -pkg.
32500-39999	325A00-399A99	Open
40000-40199	400A00-401A99	Back door & luggage compartment
40200-40399	402A00-403A99	Tail gate & back panel assy.
40400-40499	404A00-404A99	Lift gate
40500-40599	405A00-405A99	Open
40600-40699	406A00-406A99	Luggage compt. door panel
40700-40799	407A00-407A99	Tail gate panel assy.
40800-40999	408A00-409A99	Back door & tail gate frame assy.
41000-41099	410A00-410A99	Back door pillar fillers
41100-41199	411A00-411A99	Open
41200-41299	412A00-412A99	Deck pillar group
41300-41399	413A00-413A99	Luggage compt. & lift gate door header
41400-41599	414A00-415A99	Open
41600-41699	416A00-416A99	Tail gate framing
41700-41899	417A00-418A99	Back belt rail
41900-41999	419A00-419A99	Back door glass & framing
42000-42299	420A00-422A99	Back window glass & frame assy.
42300-42499	423A00-424A99	Back window garnish moulding
42500-42599	425A00-425A99	Back door finish strip-mouldings
42600-42699	426A00-426A99	Tail gate cross finish strip
42700-42899	427A00-428A99	Luggage compt. hinge assy. -lamp assy.
42900-42999	429A00-429A99	Back door hinge & reinf. assy.
43000-43099	430A00-430A99	Tail gate hinge assy.
43100-43199	431A00-431A99	Back door & tail gate lock
43200-43399	432A00-433A99	Luggage compt. lock assy.

COPYRIGHT © 1975 — FORD MOTOR COMPANY — DEARBORN, MICHIGAN

BODY BASIC NUMBERS and CORRESPONDING FUNCTIONS - continued

BASIC PART NO. SERIES	BASIC SERIES EXPANSION	PARTS WHICH QUALIFY BY FUNCTIONAL AREA
43400-43499	434A00-434A99	Back door handle assembly
43500-43699	435A00-436A99	Luggage comp. locking handle
43700-43899	437A00-438A99	Back door & lugg. compt. w/strip
43900-43999	439A00-439A99	Tail gate bumper & dowel
44000-44099	440A00-440A99	Back window regulator assy.
44100-44199	441A00-441A99	Back door check assy.
44200-44299	442A00-442A99	Luggage compt. lid support
44300-44399	443A00-443A99	Open
44400-44599	444A00-445A99	Tail gate support
44600-44699	446A00-446A99	Back reinforcement brackets
44700-44799	447A00-447A99	Back door reinf.
44800-45099	448A00-450A99	L/compt. opening & tail gate reinf.
45100-45199	451A00-451A99	Luggage compt. drain trough
45200-45399	452A00-453A99	Back trim & curtain
45400-45599	454A00-455A99	Luggage compt. trim
45600-45699	456A00-456A99	Luggage tool compartment
45700-45799	457A00-457A99	Luggage comp. partition board
45800-45899	458A00-458A99	Luggage compt. shelf board
45900-45999	459A00-459A99	Luggage compt. lamp assy.
46000-46099	460A00-460A99	Compartment pkg. compartment
46100-46199	461A00-461A99	Tool compartment
46200-46299	462A00-462A99	Deck step
46300-46399	463A00-463A99	Back door trim
46400-46499	464A00-464A99	Luggage compartment trim
46500-46999	465A00-469A99	Package tray
47000-47299	470A00-472A99	Spare wheel compartment
47300-47999	473A00-479A99	Open
48000-48099	480A00-480A99	Rear rack assy.
48100-49999	481A00-499A99	Open
50000-50299	500A00-502A99	Roof & top assy.
50300-50799	503A00-507A99	Folding top parts
50800-51299	508A00-512A99	Roof reinforcement retainers
51300-51399	513A00-513A99	Roof rail assembly
51400-51599	514A00-515A99	Top bow assy. & dome lamp-brackets & attaching parts
51600-51699	516A00-516A99	Roof rib & slats
51700-51799	517A00-517A99	Roof drip & finish moulding
51800-51899	518A00-518A99	Roof partition
51900-52299	519A00-522A99	Roof headlining & support
52300-52499	523A00-524A99	Roof binding & cardboard
52500-52599	525A00-525A99	Top back curtain
52600-52699	526A00-526A99	Open
52700-52999	527A00-529A99	Top deck & slide quarter
53000-53099	530A00-530A99	Top stack-toggle
53100-53199	531A00-531A99	Top landau-folding pillar
53200-53399	532A00-533A99	Top back curtain & hyd. mech.
53400-53499	534A00-534A99	Top curtain container
53500-53699	535A00-536A99	Top side curtain front & rear
53700-53799	537A00-537A99	Top covers, pads and retainers
53800-53899	538A00-538A99	Quarter curtain
53900-54299	539A00-542A99	Folding top & back stay pad
54300-54399	543A00-543A99	Roof pads & wadding-silencers
54400-54499	544A00-544A99	Top dust hood & container
54500-54599	545A00-545A99	Open
54600-54799	546A00-547A99	Folding top compt. & w/strip
54800-54899	548A00-548A99	Top hold down strap
54900-54999	549A00-549A99	Roof ventilator

BASIC PART NO. SERIES	BASIC SERIES EXPANSION	PARTS WHICH QUALIFY BY FUNCTIONAL AREA
55000-55199	550A00-551A99	Top luggage carrier
55200-55999	552A00-559A99	Open
60000-60024	600A00-600A24	Front seat complete-less trim
60025-60049	600A25-600A49	Rear seat assy. -opera seat assy.
60050-60099	600A50-600A99	Front & rear seat assy.
60100-60124	601A00-601A24	Driver's seat adjustment
60125-60199	601A25-601A99	Rear & deck seat-back assy.
60200-60299	602A00-602A99	Driver's seat back assy. comp.
60300-60499	603A00-604A99	Front seat cushion frame assy.
60500-60799	605A00-607A99	Rear, aux. & opera cushion framing
60800-61299	608A00-612A99	Front seat cushion & back frame
61300-61399	613A00-613A99	Rear seat back frame
61400-61499	614A00-614A99	Rear seat side pillar-front seat side board
61500-61599	615A00-615A99	Rear seat side panel
61600-61699	616A00-616A99	Front seat back panel
61700-62099	617A00-620A99	Front seat adjusting
62100-62499	621A00-624A99	Front & rear seat back reinf.
62500-62599	625A00-625A99	Driver & passenger seat suppt. - rear seat legs
62600-62799	626A00-627A99	Front seat floor rest toe guard
62800-62899	628A00-628A99	Front seat back robe cord front seat back ash receptacle
62900-63199	629A00-631A99	Front seat cushion cover-center seat opera seat cushion
63100-63199	631A00-631A99	Front, center, opera & rear seat cushion springs
63200-63499	632A00-634A99	Seat cushion pad, facing & end pipe
63500-63699	635A00-636A99	Cushion button & welt binding
63700-63799	637A00-637A99	Front seat side carpet
63800-63899	638A00-638A99	Rear & deck seat cushion cover
64000-64099	640A00-640A99	Driver's seat rear cover
64200-64399	642A00-643A99	Partition window operating mech.
64400-64599	644A00-645A99	Front seat back cushion cover
64600-64699	646A00-646A99	Seat back, pad & division frame
64700-64899	647A00-647A99	Front & center seat spring & pad
64800-64999	648A00-649A99	Front, center & opera seat pad, cardboard & cover
65000-65099	650A00-650A99	Front seat back facing
65100-65199	651A00-651A99	Front seat back trim rail
65200-65299	652A00-652A99	Front seat back cushion welt & moulding
65300-65399	653A00-653A99	Front seat back wadding
65400-65499	654A00-654A99	Front seat back misc. trim-hassock assy.
65500-65599	655A00-655A99	Front seat back bellows
65600-65999	656A00-659A99	Open
66000-66099	660A00-660A99	Pedestal seat
66100-66599	661A00-665A99	Open
66600-66899	666A00-668A99	Rear & deck seat back cover, pad & spring
66900-67099	669A00-670A99	Rear seat cardboard & facing
67100-67199	671A00-671A99	Rear seat back arm rest cover
67200-67299	672A00-672A99	Rear seat arm rest
67300-67599	673A00-675A99	Rear seat silencer & heelboard

IMPORTANT: AS EACH INDIVIDUAL EXPANSION SERIES BECOMES EXHAUSTED of NUMBERS, ANOTHER SERIES WILL BE ESTABLISHED BY USE of THE NEXT ALPHABETICAL EXPANSION LETTER SUCH AS "B" thru "Z".

MOTORCRAFT SALES PART NUMBERS

To facilitate the stocking and handling of those service parts which are assigned both service part numbers and Motorcraft Sales Part Numbers, the Motorcraft Sales Part Numbers are shown in parenthesis immediately following or below the service part numbers.

For example, refer to Section 96, Group 9601. The service part number for a carburetor air cleaner element used on a 1969 Mustang with a 6 cylinder 250 C.I.D. engine is C9ZZ 9601-A and the Motorcraft Sales Part Number is FA-68. In the catalog this item will be shown as C9ZZ 9601-A(FA-68).

SYMBOL USED REGULARLY IN CATALOG

★ Symbol indicates part is not supplied for service due to the following:

a. Part is superseded and replaced as indicated in the description column of text.

b. Part can be improvised as indicated in the description column of text.

c. Due to its function there would be little or no demand.

NOTE: ALWAYS REFER TO THE DESCRIPTION COLUMN OF THE TEXT FOR POSSIBLE SUBSTITUTION, OR FOR MATERIAL SPECIFICATIONS AND DIMENSIONS WHICH MAY BE HELPFUL IN OBTAINING THE NON-SERVICED PART LOCALLY.

FORMATS

Various formats are used throughout this catalog to coincide with the normal procedure for selecting the affected part numbers. Most areas of the catalog use a format arranged in the order shown below:

Column -

1 Model year
2 Type of vehicle or equipment within a specific model year
3 Description, size, etc.
4 Quantity required per vehicle
5 Complete part number

Formats peculiar to a particular area of the catalog are generally self explanatory. When necessary, instructions are shown at the beginning of the affected group. For instance, the various charts and parts list method of cataloging in the Carburetor Section are explained on Page 1 of Section 95.

VEHICLES and RELATED CATALOG CODES

Bronco	U
Falcon	X(Before 1/70)
Falcon	B(From 1/70)
Fairlane/Torino	B
Ford	A
Maverick	P
Mustang	F
Pinto	L
Thunderbird	S

CATALOG CODES and RELATED VEHICLES

A	Ford
B	Fairlane/Torino and *Falcon
F	Mustang
L	Pinto
P	Maverick
S	Thunderbird
U	Bronco
X	Falcon (1965/70 - Built before January, 1970 see Code B for units built from January, 1970) For Falcon Club Wagons - refer to Ford Truck Master Parts Catalog (Form AF 7636-A)

* Includes Falcon units built from January, 1970

COPYRIGHT © 1975 — FORD MOTOR COMPANY — DEARBORN, MICHIGAN

MODEL YEAR APPLICATION

Model year application is indicated by showing the first year followed by a diagonal line to indicate continued usage in all subsequent years until the insertion of the last year of usage, which :ill then be inserted after the diagonal line. If no diagonal line is shown, the part is applicable only to the year indicated.

Example:

65/	Indicates part used 1965 through 1972 as shown in this catalog, for possible application beyond 1972 see 1973/ Ford Parts Catalog, Form FP 8094-A.
66/68	Indicates part used 1966 through 1968 model years.
67	Indicates part used 1967 model year only.
72	Indicates part used 1972 model year, for possible usage beyond 1973/ see Ford Car Parts Catalog, Form FP 8094-A.

BODY TYPE CODES

Most body parts and some chassis parts are identified by Body Type Codes. A complete listing of body type codes is shown on pages 31 thru 34 of this General Information Section. Similar body types are identified by the same code number; the body type suffix is used to identify a particular body type. For instance, in 1968 (Ford) body type code 54 was used as follows:

1968	A(54A)	Galaxie "500" 4 Door Sedan
	A(54B)	Custom "500" 4 Door Sedan
	A(54C)	"LTD" 4 Door Sedan
	A(54E)	Custom 4 Door Sedan
	A(54)	4 Door Sedans

Body type codes (less suffix) are shown in the model column of the catalog text or with illustration titles when all body types of a related group are affected. For example, when Body Type Code 54 is shown, it includes 54A, 54B, 54C and 54E.

SOFT TRIM

Soft Trim parts are arranged in separate sections by model year i.e. 1965, 1966 etc. Each includes facsimile trim swatches and complete trim codes. To determine the complete part number of a trim part, it is necessary to know the "Trim Code" which is shown on the Warranty Plate or Certification Label of the vehicle (refer to Pages 18 thru 22). Instructions for selecting soft trim parts are contained at the beginning of each Soft Trim Section.

ATTACHING PARTS (NUTS, BOLTS ETC.) and LOCATOR CODES

Standard and utility hardware, such as bolts, screws, fittings, etc. are listed below the part with which they are used. To facilitate the stocking and handling of standard and utility parts by Ford Dealers, locator codes are preassigned by Ford Motor Company. The locator codes are shown in parentheses immediately following or below the standard and utility part numbers. For an example, refer to Body Section 030, Page 1, Group 03014. The part number for a 1/4-20 x 1/2" hex. head bolt is 20308-S8 and the locator code is (B40). In the catalog this item will be shown as 20308-S8 (B40).

LIQUID MEASURE

Most liquid measures listed in this catalog are in U.S. sizes and certain other liquid measures (unique to Canada) listed in this catalog are in Canadian sizes. The following chart provides an understanding and a translation of U.S. to Canadian and Canadian to U.S. sizes.

	1/2 pt.	Pint	Quart	Gallon
	(capacity in ounces)		(capacity in ounces)	
Canada	10	20	40	160
U.S.	8	16	32	128

Example: 5 U.S. Quarts (160 ounces) equal 4 Canadian Quarts (160 ounces) or 1 Canadian Gallon.

D.S.O., F.S.O. or L.P.O. (SPECIAL ORDERS)

The District Code Number will appear in the D.S.O. space on the Warranty Plate or Certification Label for all units including regular production. Always furnish appropriate Warranty Plate or Certification Label information and D.S.O. Number, if applicable, when ordering parts not listed in the catalog. If the unit is D.S.O., F.S.O. or L.P.O. (Special Order), the complete Order Number will appear in the D.S.O. space in addition to the District Code Number.

HOW TO ORDER PARTS

When ordering parts, always give the complete part number.

In the event the part number is not known, the following information should be included.

A. Complete description of part.

B. Model year and body type.

C. Dimension, number of teeth, size, etc.; if possible rough sketch of part.

D. If applicable to engine, transmission, axle, steering, etc.; specify type; such as 390 C.I.D., Fordomatic, Power Steering, etc.

E. Advise how shipment is to be made - Freight, Express, Air, Parcel Post.

COPYRIGHT © 1975 — FORD MOTOR COMPANY — DEARBORN, MICHIGAN

INCHES and MILLIMETERS CONVERSION CHART

MILLIMETERS TO DECIMAL (inches) EQUIVALENT

MM	= DECIMAL (Inches)	MM	= DECIMAL (Inches)	MM	= DECIMAL (Inches)	MM	= DECIMAL (Inches)
		29	1.142	57	2.244	85	3.346
1	.039	30	1.181	58	2.283	86	3.386
2	.079	31	1.220	59	2.323	87	3.425
3	.118	32	1.260	60	2.362	88	3.465
4	.157						
		33	1.299	61	2.402	89	3.504
5	.197	34	1.339	62	2.441	90	3.543
6	.236	35	1.378	63	2.480	91	3.583
7	.276	36	1.417	64	2.520	92	3.622
8	.315						
		37	1.457	65	2.559	93	3.661
9	.354	38	1.496	66	2.598	94	3.701
10	.394	39	1.535	67	2.638	95	3.740
11	.433	40	1.575	68	2.677	96	3.780
12	.472						
		41	1.614	69	2.717	97	3.819
13	.512	42	1.654	70	2.756	98	3.858
14	.551	43	1.693	71	2.795	99	3.898
15	.591	44	1.732	72	2.835	100	3.937
16	.630						
		45	1.772	73	2.874	125	4.921
17	.669	46	1.811	74	2.913	150	5.906
18	.709	47	1.850	75	2.953	175	6.890
19	.748	48	1.890	76	2.992	200	7.874
20	.787						
		49	1.929	77	3.031	225	8.858
21	.827	50	1.969	78	3.071	250	9.843
22	.866	51	2.008	79	3.110	275	10.827
23	.906	52	2.047	80	3.150	300	11.811
24	.945						
		53	2.087	81	3.189	325	12.795
25	.984	54	2.126	82	3.228	350	13.780
26	1.024	55	2.165	83	3.268	375	14.764
27	1.063	56	2.205	84	3.307	400	15.748
28	1.102						

DECIMAL (inches) TO METRIC EQUIVALENT

DECIMAL (Inches)	= MM	DECIMAL (Inches)	= MM	DECIMAL (Inches)	= MM	DECIMAL (Inches)	= MM	DECIMAL (Inches)	= MM	DECIMAL (Inches)	= MM
.001	.025	.120	3.048	.320	8.128	.520	13.208	.720	18.288	.920	23.368
.002	.051	.130	3.302	.330	8.382	.530	13.462	.730	18.542	.930	23.622
.003	.076	.140	3.556	.340	8.636	.540	13.716	.740	18.796	.940	23.876
.004	.102	.150	3.810	.350	8.890	.550	13.970	.750	19.050	.950	24.130
.005	.127	.160	4.064	.360	9.144	.560	14.224	.760	19.304	.960	24.384
.006	.152	.170	4.318	.370	9.398	.570	14.478	.770	19.558	.970	24.638
.007	.178	.180	4.572	.380	9.652	.580	14.732	.780	19.812	.980	24.892
.008	.203	.190	4.826	.390	9.906	.590	14.986	.790	20.066	.990	25.146
.009	.229	.200	5.080	.400	10.160	.600	15.240	.800	20.320		
.010	.254	.210	5.334	.410	10.414	.610	15.494	.810	20.574	1.000	25.400
.020	.508	.220	5.558	.420	10.668	.620	15.748	.820	20.828	2.000	50.800
.030	.762	.230	5.842	.430	10.922	.630	16.002	.830	21.082	3.000	76.200
.040	1.016	.240	6.096	.440	11.176	.640	16.256	.840	21.336	4.000	101.600
.050	1.270	.250	6.350	.450	11.430	.650	16.510	.850	21.590	5.000	127.000
.060	1.524	.260	6.604	.460	11.684	.660	16.764	.860	21.844	10.000	254.000
.070	1.778	.270	6.858	.470	11.938	.670	17.018	.870	22.098	15.000	381.000
.080	2.032	.280	7.112	.480	12.192	.680	17.272	.880	22.352	20.000	508.000
.090	2.286	.290	7.366	.490	12.446	.690	17.526	.890	22.606	25.000	635.000
.100	2.540	.300	7.620	.500	12.700	.700	17.780	.900	22.860	50.000	1270.000
.110	2.794	.310	7.874	.510	12.954	.710	18.034	.910	23.114	100.000	2540.000

INCHES and MILLIMETERS CONVERSION CHART - continued

FRACTIONS (inches) TO DECIMALS (inches) and METRIC EQUIVALENTS

FRACTION (Inches)	DECIMAL (Inches)	MM
1/64	.016	.397
1/32	.031	.794
3/64	.047	1.191
1/16	.063	1.588
5/64	.078	1.984
3/32	.094	2.381
7/64	.109	2.778
1/8	.125	3.175
9/64	.141	3.572
5/32	.156	3.969
11/64	.172	4.366
3/16	.188	4.763
13/64	.203	5.159
7/32	.219	5.556
15/64	.234	5.953
1/4	.250	6.350
17/64	.266	6.747
9/32	.281	7.144
19/64	.297	7.541
5/16	.313	7.938
21/64	.328	8.334
11/32	.344	8.731
23/64	.359	9.128
3/8	.375	9.525
25/64	.391	9.922
13/32	.406	10.319
27/64	.422	10.716
7/16	.438	11.113
29/64	.453	11.509
15/32	.469	11.906
31/64	.484	12.303
1/2	.500	12.700
33/64	.516	13.097
17/32	.531	13.494
35/64	.547	13.891
9/16	.563	14.288
37/64	.578	14.684
19/32	.594	15.081
39/64	.609	15.478
5/8	.625	15.875
41/64	.641	16.272
21/32	.656	16.669
43/64	.672	17.066
11/16	.687	17.463
45/64	.703	17.859
23/32	.719	18.256
47/64	.734	18.653
3/4	.750	19.050
49/64	.766	19.447
25/32	.781	19.844
51/64	.797	20.241
13/16	.813	20.638
53/64	.828	21.034
27/32	.844	21.431
55/64	.859	21.828
7/8	.875	22.225
57/64	.891	22.622
29/32	.906	23.019
59/64	.922	23.416
15/16	.938	23.813
61/64	.953	24.209
31/32	.969	24.606
63/64	.984	25.003
1	1.000	25.400
2	2.000	50.800
3	3.000	76.200
4	4.000	101.600
5	5.000	127.000
10	10.000	254.000
15	15.000	381.000
20	20.000	508.000
25	25.000	635.000
50	50.000	1270.000
100	100.000	2540.000

COPYRIGHT © 1975 — FORD MOTOR COMPANY — DEARBORN, MICHIGAN

ABBREVIATIONS

2/b or 2/v.....2 barrel
3/T or 3/S/T.....3 speed trans.
3 or 4/S/T.....3 or 4 speed trans

4/b or 4/v.....4 barrel
4/T or 4/S/T.....4 speed trans.
6/b or 6/V.....6 barrel
8/b or 8/V.....8 barrel

A/C.....air conditioner
AR.....As Required
A/S.....air suspension
A/T or auto. trans.....automatic transmission
A.T.C.....automatic temperature control

abs.....absorber
accel.....accelerator
adj.....adjustment

alt.....alternator
altnr.....alternating
alum.....aluminum
amp.....ampere

approx.....approximately
assy.....assembly
attach.....attached

blk.....block
brg.....bearing
brkr.....breaker
brkt.....bracket
bus.....business
B/W.....Borg Warner

CJ.....Cobra Jet (engine)
C4 and/or C6.....type of automatic transmission
C/CW.....counter clockwise
C. I. D.....cubic inch displacement

C/M.....cruise-o-matic
C. P. or cp.....candle power
CS.....California Special (Mustang)
C/W.....clockwise
c/member.....crossmember
c/pin.....cotter pin
c/shaft.....crankshaft

carb.....carburetor
Chg/L.....Change level
clstr.....cluster

col.....column
com.....compressor
compt.....compartment

con.....control
cond.....conditioning
conn.....connecting

ctr.....center
cvr. or cov.....cover
cyl.....cylinder

D/4/S.....Dagenham 4 speed
def.....defroster
defl.....deflector

dia. or diam.....diameter
diff.....differential
disp.....displacement
dist.....distributor

E.S.C.....Electronic Spark Control
E/H/D.....Extra Heavy Duty
elec.....electric
em/re.....emission reduction
eng.....engine
equal.....equalizer
ev/em.....evaporative emission
exh.....exhaust
ext.....external

F/L.....Fairlane

F-1.....Ford 1 barrel carb.
F-2.....Ford 2 barrel carb.
F-4.....Ford 4 barrel carb.

F/4/S.....Ford 4 speed

fdr.....fender
fill.....fillister

flex.....flexible
flr.....floor

frt.....front
ft.....foot
f/wheel.....flywheel

gen.....generator
g/compt.....glove compartment
gov.....governor
gr.....gear
GTW.....gross tongue weight

H-1.....Holley 1 barrel carb.
H-2.....Holley 2 barrel carb.
H-4.....Holley 4 barrel carb.

H/D.....heavy duty
H/O.....high output
HP.....horsepower
hd.....head
h/lamp.....headlamp
hex.....hexagon
hsg.....housing
htr.....heater
hyd.....hydraulic

I. D.....inside diameter
I/P.....integral power steering

ident.....identification
ign.....ignition
Imco.....Improved Combustion Emission Control System
indic.....indicator
instru.....instrument
int.....internal
inter.....intermediate

K.D.....shipped in disassembled form

L. H.....left hand
lb.....pound
l/compt.....luggage compartment
lt./frame.....light weight frame
lub.....lubricator
l/washer or l/w.....lockwasher
lwr.....lower

M/L.....Mainline
M/S.....manual steering
M/T.....manual transmission
man.....manifold
med.....medium
mm.....millimeter
m.p.h.....miles per hour
mldg.....moulding
mtd.....mounted
mtg.....mounting
mtr.....motor

ABBREVIATIONS

No. ..... number

O. D. ..... outside diameter
O/D or o/drive ..... overdrive
O. H. V. ..... over head valve
O/S ..... oversize

o/all ..... overall
oz. ..... ounce

P/A ..... power assist steering
P/C ..... Police Car
P/I ..... Police Interceptor
P/L ..... Parklane
P/S ..... power steering
P. F. ..... premium fuel

pass ..... passenger
pcs ..... pieces
press ..... pressure
pt. ..... pint

qtr ..... quarter
qty ..... quantity

R/A ..... rocker arm
r/b or R/B ..... replaced by

R/D ..... regular duty
R/G ..... ring gear

R. F. ..... regular fuel
R. H. ..... right hand
R. P. M. or RPM ..... revolutions per minute

rad. ..... radiator
rd. ..... round
reg. ..... regulator
reinf. ..... reinforcement
repl. ..... replaced
req'd. ..... required
ret. ..... retainer
rr. ..... rear

S/C ..... standard cooling
S/CJ ..... Super Cobra Jet (engine)

s/compt. ..... storage compartment
S/D. ..... Sedan Delivery

S/E ..... Special Economy carb.
S/L ..... Sunliner
S/T ..... standard transmission
S/W ..... Station Wagon

s/member ..... side member
s/ring ..... snap ring
speedo ..... speedometer
spkrs ..... speakers
sprg. ..... spring

std. ..... standard
strg. ..... steering
suppt. ..... support
susp. ..... suspension

T/E ..... Thermactor Emission Control System
T. V. ..... throttle valve

tach. ..... tachometer
temp. ..... temperature
t/gate ..... tail gate
thd. ..... thread
trans. ..... transmission
Trans/ign. or Trans. ign. ..... Transistorized Ignition
T.R.S. ..... Transmission Regulated Spark Control

U/S ..... undersize
u/joint or u/jt. ..... universal joint

vac. ..... vacuum
vent. ..... ventilation

w/ ..... with
w/o. ..... without
W/4/S. ..... Warner 4 speed
w/shield or w/s ..... windshield
w/strip ..... weather strip
warn. ..... warning
wt. ..... weight

X/C or x/c ..... extra cooling

COPYRIGHT © 1975 — FORD MOTOR COMPANY — DEARBORN, MICHIGAN

FORD CAR PARTS

1965 WARRANTY PLATE - TYPICAL

(U. S. built vehicles)

Located on the latch face of the left Front Door.

The Warranty Plate Includes:

1. Miscellaneous vehicle data (first line) consisting of codes which identify Body Type, Color of Exterior Paint, Trim, Production Date, District (and D.S.O. number where applicable), Rear Axle Ratio and Transmission.
2. Vehicle Warranty Number (second line) consisting of Codes which identify Model Year, Assembly Plant, Series, Engine and Numerical Sequence of Assembly.

The page number(s) on which the Codes are listed is shown in parenthesis.

MISCELLANEOUS VEHICLE DATA (54A EM 22 17 K 26 1 3) FIRST LINE

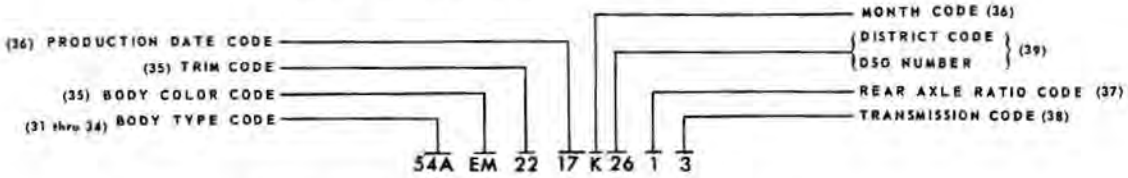

"54A"---- Galaxie 500 4 Door Sedan
"RM"---- Ivy Green lower body, Wimbledon White upper body
(For two tone vehicles first digit indicates lower body color and second digit indicates upper body color.)
Numerals following the color Code are for Company information.
"58"---- Ivy Gold cloth and vinyl
Refer to 1965 Soft Trim Section for complete instructions and Trim Code listing.
"17"---- Seventeenth Day of Month
"K"---- October
"26"---- Washington District (and DSO number when applicable)
Refer to Page 34 for complete explanation
"1"---- Rear Axle Ratio of 3.00 to 1
"4"---- (FX) Dual Range Transmission

Black Background Plate Identifies a Unit Painted with M30J (Non-Acrylic) Enamel. (Solid Color Unit or the Lower Body Color when Unit is Two-Tone.)

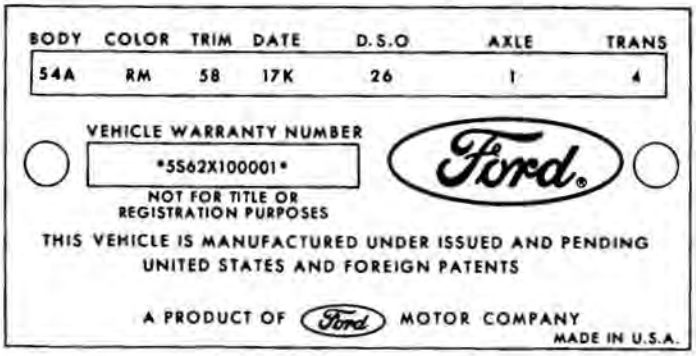

Grey Background Plate Identifies a Unit Painted with M32J (Acrylic) Enamel. (Solid Color Unit or the Lower Body Color when Unit is Two-Tone.)

P-3941

VEHICLE WARRANTY NUMBER (*5S62X100001*) SECOND LINE

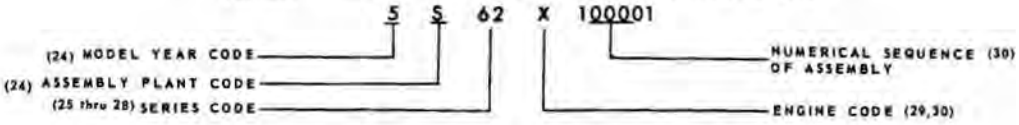

"*"---- Asterisks precede and follow the vehicle Warranty Number to prevent unauthorized addition of numbers or symbols.
"5"---- 1965 Model
"S"---- Assembled at Pilot Plant
"62"---- 4 Door Sedan
"X"---- 8 cyl. Engine--352 C.I.D.--4 Venturi carburetor
"100001"---- First Ford Series vehicle assembled at Pilot Plant during Model Year

1965 WARRANTY PLATE - TYPICAL

(Canadian built vehicles)

Located on the latch face of the left Front Door.

The Warranty Plate Includes:

1. Miscellaneous vehicle data (first line) consisting of codes which identify Color of Interior and Exterior Paint, Trim, Engine and Special Order Number (where applicable).

2. Vehicle Serial Number (second line) consisting of codes which identify Car Line, Body Type, Model year, Drive and Numerical Sequence of Assembly.

The page number(s) on which the Codes are listed is shown in parenthesis.

MISCELLANEOUS VEHICLE DATA (1RR 631 JB3 02-001) FIRST LINE

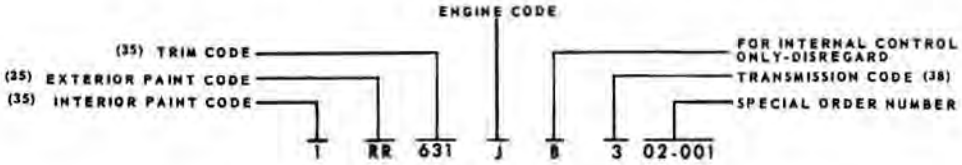

"1"---- Red interior
"RR"---- Rangoon Red lower body and Rangoon Red upper body
"631"---- Red vinyl and red cloth
"J"---- 8 cyl. Engine - 390 C.I.D.
"3"---- Automatic Transmission
"02-001"---- Special Order Number (when applicable)
Refer to Page 13 for complete explanation

P-8561

SERIAL NUMBER (463B 65L 700001) SECOND LINE

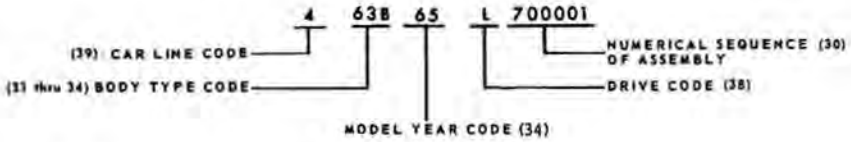

"4"---- Ford with 8 cylinder engine
"63B"---- Galaxie 500 2 Door Hardtop (Fastback)
"65"---- 1965 Model
"L"---- Left Hand Drive
"700000"---- First Ford Series Vehicle assembled at Oakville during Model Year

COPYRIGHT © 1975 — FORD MOTOR COMPANY — DEARBORN, MICHIGAN

1966/69 WARRANTY PLATE - TYPICAL

(ALSO USED ON 1970 MAVERICK BEFORE 8/11/69)

Located on the latch face of the left Front Door.

The Warranty Plate includes:

1. Warranty Number (first line) consisting of Codes which identify Model Year, Assembly Plant, Series, Engine and Numerical Sequence of Assembly.

2. Miscellaneous Vehicle Data (second line) consisting of Codes which identify Body Type, Color of Exterior Paint, Trim, Production Date, District (and D.S.O. number where applicable), Rear Axle Ratio and Transmission.

The page number(s) on which the Codes are listed is shown in parenthesis.

WARRANTY NUMBER (6S62X 100001) FIRST LINE

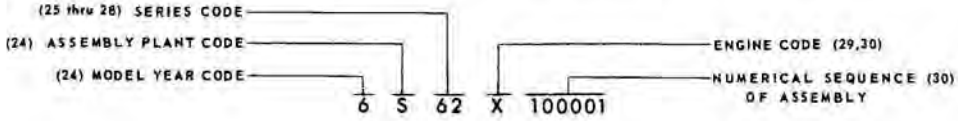

"6"--- 1966 Model
"S"--- Assembled at Pilot Plant.
"62"--- 4 Door Sedan
"X"--- 8 Cyl. Engine - 352 C.I.D. - 4 Venturi Carburetor
"100001"--- First Ford Series vehicle assembled at Pilot Plant during Model Year

Black Background Plate identifies a Unit Painted with M32J (Acrylic) Enamel. (Solid Color Unit or the Lower Body Color when Unit is Two-Tone.)

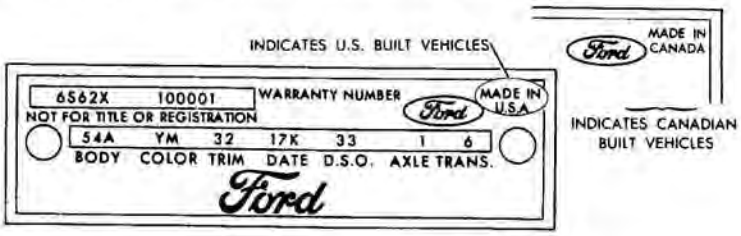

Grey Background Plate identifies a Unit Painted with M30J (Non-Acrylic) Enamel. (Solid Color Unit or the Lower Body Color when Unit is Two-Tone.

P-521B

MISCELLANEOUS VEHICLE DATA (54A YM 32 17 K 33 1 6) SECOND LINE

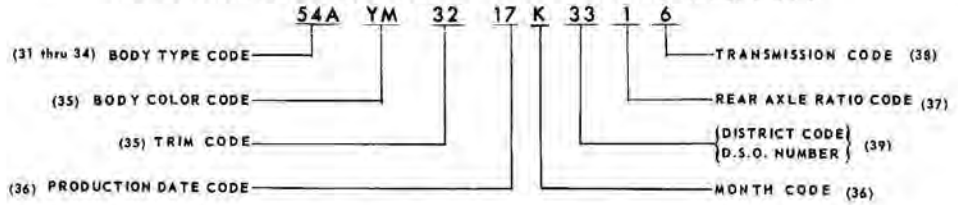

"54A"--- Galaxie 500 - 4 Door Sedan
"YM"--- Silver Blue lower body, Wimbledon White upper body
"32"--- Blue cloth and vinyl
Refer to appropriate Soft Trim Section for complete instructions and Trim Code listing.
"17"--- Seventeenth Day of Month
"K"--- October
"33"--- Detroit District (and D.S.O. number when applicable)
Refer to Page 13 for complete explanation
"1"--- Rear Axle Ratio of 3.00 to 1
"6"--- C4 Automatic 3 Speed Dual Range Transmission

1969/70 SPECIAL PERFORMANCE VEHICLE WARRANTY PLATE - TYPICAL

Located on the latch face of the left Front Door.

The Warranty Plate includes:

1. Warranty Number (first line) consisting of Codes which identify Model Year, Assembly Plant, Series, Engine and Numerical Sequence of Assembly.

2. Miscellaneous Vehicle Data (second line) consisting of Codes which identify Body Type, Color of Exterior Paint, Trim, Production Date, District Code (and D.S.O. number where applicable), Rear Axle Ratio and Transmission.

The page numbers(s) on which the Codes are listed is shown in parenthesis.

WARRANTY NUMBER (9F02R 480001) FIRST LINE

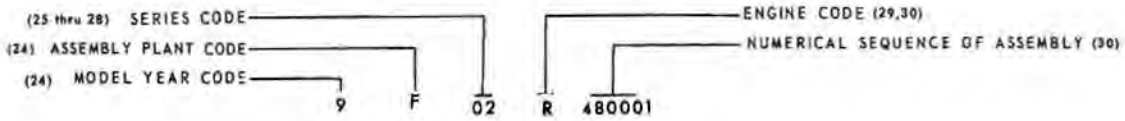

"9" ----	1969 Model Year
"F" ----	Assembled at Dearborn Plant
"02" ----	2 Door Hardtop (Fastback)
"R" ----	8 Cyl. Engine - 428 C.I.D. Cobra Jet Ram Air - 4 Venturi Carburetor
"480001" ----	First Shelby Automotive Mustang assembled at Dearborn during Model Year

Black Background Plate Identifies a Unit Painted with M32J (Acrylic) Enamel. (Solid Color Unit or the Lower Body Color when Unit is Two-Tone.)

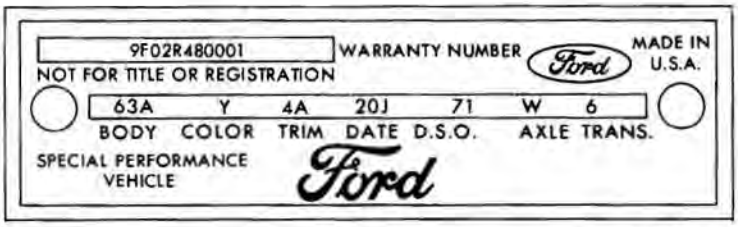

Grey Background Plate Identifies a Unit Painted with M30J (Non-Acrylic) Enamel. (Solid Color Unit or the Lower Body Color when Unit is Two-Tone.)

P-6817

MISCELLANEOUS VEHICLE DATA (63A Y 4A 20 J 71 W 6) SECOND LINE

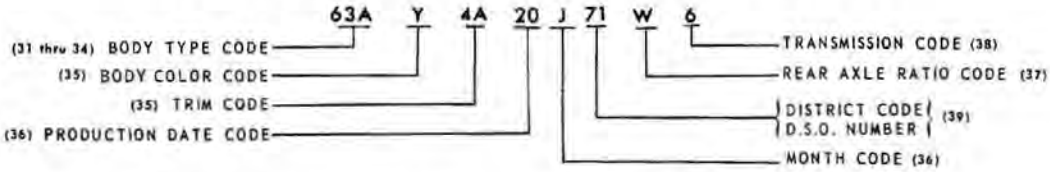

"63A" ----	Mustang - 2 Door Hardtop (Fastback)
"Y" ----	Indian Fire (Burnt Orange Metallic)
"4A" ----	Black all vinyl Refer to appropriate Soft Trim Section for complete instructions and Trim Code listing.
"20" ----	Twentieth Day of Month
"J" ----	September
"71" ----	Los Angeles District (and D.S.O. number when applicable) Refer to Page 13 for complete explanation
"W" ----	Rear Axle Ratio of 4.30 to 1
"6" ----	4 Speed Transmission - Close Ratio (2.32 First Gear)

COPYRIGHT © 1975 — FORD MOTOR COMPANY — DEARBORN, MICHIGAN

GENERAL INFORMATION

1970/ SAFETY STANDARDS CERTIFICATION LABEL - TYPICAL

(REPLACES METAL WARRANTY PLATE)

(ALL EXCEPT BRONCO - REFER TO PAGES 40 THRU 44 FOR BRONCO WARRANTY PLATE CODES)

(NOT USED ON 1970 MAVERICK BEFORE 8/11/69)

Located on the latch face of the left Front Door.

The Certification Label includes.

1. Built date (e.g. 9/69) in upper left hand corner which indicates the month and year in which the unit was built.
2. Vehicle Identification Number (left half of first line) consisting of Codes which identify Model Year, Assembly Plant, Series, Engine and Numerical Sequence of Assembly (also shown in upper right hand corner).
3. Miscellaneous Vehicle Data (right half of first line plus second line) consisting of Codes which identify Body Type, Color of Exterior Paint, Trim, Rear Axle Ratio, Transmission and District (and D.S.O. number where applicable).

The page number(s) on which the Codes are listed is shown in parenthesis.

VEHICLE IDENTIFICATION NUMBER (0S54H100001) FIRST LINE

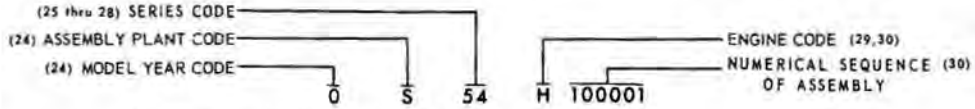

"0" ---- 1970 Model Year
"S" ---- Assembled at Pilot Plant
"54" ---- 4 Door Sedan
"H" ---- 8 Cyl. Engine-351 C.I.D. -2 Venturi Carburetor
"100001" ---- First Ford Series Vehicle assembled at Pilot Plant during Model Year.
"9/69" ---- Built during September, 1969

U.S. VEHICLES

MANUFACTURED BY FORD MOTOR COMPANY 500001

9/69 THIS VEHICLE CONFORMS TO ALL APPLICABLE U.S. FEDERAL MOTOR VEHICLE SAFETY STANDARDS IN EFFECT ON DATE OF MANUFACTURE SHOWN ABOVE

VEH IDENT NO		BODY	COL
OS54H100001		54A	B
TRIM	AXLE	TRANS	DSO
5A	6	X	33

NOT FOR TITLE OR REGISTRATION

MADE IN U.S.A.

CANADIAN VEHICLES

MANUFACTURED BY FORD MOTOR COMPANY 500001

9/69 THIS VEHICLE CONFORMS TO ALL APPLICABLE FEDERAL MOTOR VEHICLE SAFETY STANDARDS IN EFFECT ON DATE OF MANUFACTURE SHOWN ABOVE

VEH IDENT NO		BODY	COL
OS54H100001		54A	B
TRIM	AXLE	TRANS	DSO
5A	6	X	33

NOT FOR TITLE OR REGISTRATION

MADE IN CANADA

MISCELLANEOUS VEHICLE DATA (54A B 5A 6 X 33) SECOND LINE

P-7184

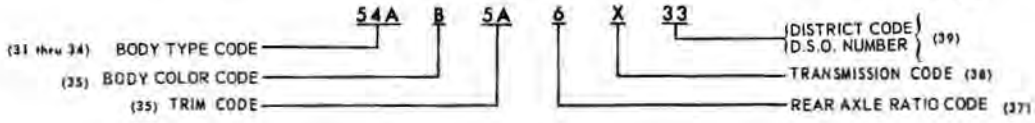

"54A" ---- Galaxie "500" 4 Door Sedan
"B" ---- Dark Maroon
"5A" ---- Black cloth and vinyl
Solid colors ---- 1970/71 Single digit code
---- 1972 Two digit code
Two tones ---- 1970/71 Two digit code
---- 1972 Four digit code
Refer to appropriate Soft Trim Section for complete instructions and Trim Code listing.
"6" ---- Rear Axle Ratio of 3.00 to 1
"X" ---- FMX - Cruise-O-Matic Transmission
"33" ---- Detroit District (and D.S.O. number when applicable)

Refer to Page 13 for complete explanation

1970/ OWNER CARD - TYPICAL

(ALL EXCEPT BRONCO)



P-8190

Effective dates shown in the catalog, e.g. "Before 12/15/69" and "From 12/15/69" may be determined through interpretation of the build date shown on the owner card. This information corresponds to that shown on the warranty plate from 1965 to 1969.

The numerical position of the build date represents the day of the month.

The alphabetical portion of the build date represents the month in which the unit was built.

For example - 29D indicates

29th day of month

D - April

Refer to page 36 for a complete list of month codes and the corresponding month.

COPYRIGHT © 1975 — FORD MOTOR COMPANY — DEARBORN, MICHIGAN

WARRANTY PLATE or CERTIFICATION LABEL

(Refer to Pages 40 thru 44 for Bronco Warranty Plate Codes)

1965 U.S. BUILT VEHICLES
1966/ U.S. and CANADIAN BUILT VEHICLES

YEAR CODES

THE FIRST DIGIT OF THE WARRANTY OR VEHICLE IDENTIFICATION NUMBER IDENTIFIES THE MODEL YEAR OF THE VEHICLE.

THE FOLLOWING CHART LISTS THESE CODES AND THE CORRESPONDING MODEL YEAR.

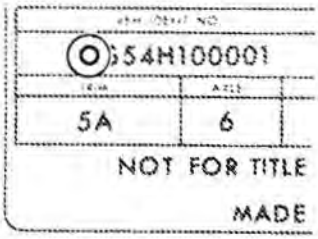

CERTIFICATION LABEL SHOWN WARRANTY PLATE TYPICAL

CODE	YEAR	CODE	YEAR	CODE	YEAR	CODE	YEAR
5	1965	7	1967	9	1969	1	1971
6	1966	8	1968	0	1970	2	1972

1965 CANADIAN BUILT VEHICLES

YEAR CODES

THE FIFTH AND SIXTH DIGITS OF THE SERIAL NUMBER INDICATE THE MODEL YEAR OF THE VEHICLE.

Code 65 - 1965 Model Year.

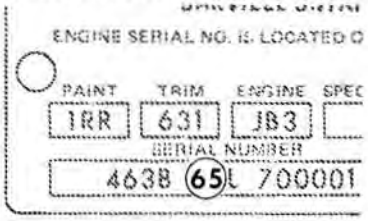

1965 U.S. BUILT VEHICLES
1966/ U.S. and CANADIAN BUILT VEHICLES

ASSEMBLY PLANT CODES

THE SECOND DIGIT OF THE WARRANTY OR VEHICLE IDENTIFICATION NUMBER IDENTIFIES THE PLANT AT WHICH THE VEHICLE WAS ASSEMBLED.

THE FOLLOWING CHART LISTS THESE CODES AND THE CORRESPONDING ASSEMBLY PLANT.

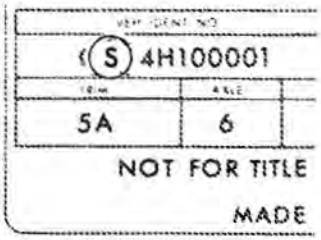

CERTIFICATION LABEL SHOWN WARRANTY PLATE TYPICAL

CODE	ASSEMBLY PLANT	CODE	ASSEMBLY PLANT	CODE	ASSEMBLY PLANT	CODE	ASSEMBLY PLANT
A	Atlanta	H	Lorain	R	San Jose	W	Wayne
B	Oakville	J	Los Angeles			X	St. Thomas
D	Dallas	K	Kansas City	S	Pilot Plant (Allen Park)	Y	Wixom
E	Mahwah	L	Long Beach (1965)			Z	St. Louis
F	Dearborn	N	Norfolk	T	Metuchen		
G	Chicago	P	Twin Cities	U	Louisville		

WARRANTY PLATE or CERTIFICATION LABEL

(Refer to Pages 40 thru 44 for Bronco Warranty Plate Codes)

1965 U.S. BUILT VEHICLES
1966/ U.S. and CANADIAN BUILT VEHICLES

SERIES CODES

THE THIRD AND FOURTH DIGITS OF THE WARRANTY OR VEHICLE IDENTIFICATION NUMBER IDENTIFY THE BODY SERIES.

THE FOLLOWING CHART LISTS THESE CODES (IN CONJUNCTION WITH THE BODY TYPE CODES) AND THE SERIES OR MODEL WHICH THEY REPRESENT.

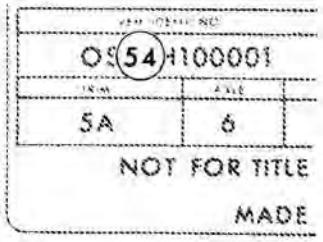

CERTIFICATION LABEL SHOWN WARRANTY PLATE TYPICAL

(A) FORD 1965/

CODE SERIES	CODE TYPE	YEAR	DESCRIPTION
50	62E	67, 69	Custom 2 Door Sedan
51	54B	71/	Custom 4 Door Sedan
51	54E	67/70	Custom 4 Door Sedan
51	62B	65/66	Custom 500 2 Door Sedan
52	54B	65/66	Custom 500 4 Door Sedan
52	62B	67/69	Custom 500 2 Door Sedan
52	65D	71/	Custom 500 2 Door Hardtop
53	54B	67/70	Custom 500 4 Door Sedan
53	54D	71/	Custom 500 4 Door Sedan
53	62E	65/66	Custom 2 Door Sedan
54	54A	67/70	Galaxie 500 4Door Sedan
54	54E	65/66	Custom 4 Door Sedan
54	54F	71/	Galaxie 500 4 Door Sedan
55	63B	67	Galaxie 500 2 Door Hardtop
55	63B	68/70	Galaxie 500 2 Door Hardtop (Fastback)
56	57B	67/70	Galaxie 500 4 Door Hardtop
56	57F	71/	Galaxie 500 4 Door Hardtop
57	76A	67/69	Galaxie 500 Convertible
58	63C	67	Galaxie 500 XL 2Door Hardtop(Bucket seats)
58	65C	68/70	Galaxie 500 2 Door Hardtop (Formal Roof)
58	65F	71/	Galaxie 500 2 Door Hardtop
59	76B	67	Galaxie 500 XL Convertible (Bucket seats)
59	65M	70	Custom 500 2 Door Hardtop
60	57F	65/66	LTD 4 Door Fastback
60	63C	68/70	XL 2 Door Hardtop (Fastback)
61	63D	66	7 Litre 2 Door Hardtop (Fastback)
61	76B	68/70	XL Convertible
61	76H	71/	LTD Convertible
62	54A	65/66	Galaxie 500 4 Door Sedan
62	63J	67	LTD 2 Door Hardtop
62	65A	68/70	LTD 2 Door Hardtop (Formal Roof)
62	65H	71/	LTD 2 Door Hardtop
63	53H	71/	LTD 4 Door Pillared Hardtop
63	76D	66	7 Litre Convertible
64	54C	67/70	LTD 4 Door Sedan
64	57B	65/66	Galaxie 500 4 Door Hardtop (Fastback)
64	57H	71/	LTD 4 Door Hardtop
65	76A	65/66	Galaxie 500 Convertible
66	53K	71/	LTD Brougham 4 Door Pillared Hardtop
66	57F	67/70	LTD 4 Door Hardtop
66	63B	65/66	Galaxie 500 2 Door Hardtop (Fastback)
67	57K	71/	LTD Brougham 4 Door Hardtop
67	63F	65/66	LTD 2 Door Fastback
68	63C	65/66	Galaxie 500 XL 2 Door Fastback(Bucket seats)
68	65K	71/	LTD Brougham 2 Door Hardtop
69	76B	65/66	Galaxie 500 XL Convertible
70	71B	71/	4 Door Custom Ranch Wagon
70	71D	67/70	4 Door Ranch Wagon (6 passenger)
71	71B	67	4 Door Country Sedan (6 passenger)
71	71D	65/66	4 Door Ranch Wagon (6 passenger)
71	71H	68/70	4 Door Custom 500 Ranch Wagon (6 pass.)
72	71B	65/66	4 Door Country Sedan (6 passenger)
72	71C	67	4 Door Country Sedan (10 passenger)
72	71D	71/	4 Door Custom 500 Ranch Wagon
72	71J	68/70	4 Door Custom 500 Ranch Wagon (10 pass.)
73	71B	68/70	4 Door Country Sedan (6 passenger)
73	71E	67	4 Door Country Squire (6 passenger)
74	71A	67	4 Door Country Squire (10 passenger)
74	71C	65/66, 68/70	4 Door Country Sedan (10 passenger)
74	71F	71/	4 Door Country Sedan
75	71E	68/70	4 Door Country Squire (6 passenger)
76	71A	68/70	4 Door Country Squire (10 passenger)
76	71E	65/66	4 Door Country Squire (6 passenger)
76	71H	71/	4 Door Country Squire
78	71A	65/66	4 Door Country Squire (10 passenger)

COPYRIGHT © 1975 — FORD MOTOR COMPANY — DEARBORN, MICHIGAN

WARRANTY PLATE or CERTIFICATION LABEL

(Refer to Pages 40 thru 44 for Bronco Warranty Plate Codes)

SERIES CODES - continued

(B) FAIRLANE/TORINO 1965/

CODE SERIES	CODE TYPE	YEAR	DESCRIPTION
25	65A	71	2 Door Hardtop (Formal Roof)
25	65B	72	2 Door Hardtop (Formal Roof)
27	54A	71	Torino 4 Door Sedan
27	53B	72	4 Door Pillared Hardtop
28	54B	70	500 4 Door Sedan
29	65B	70	500 2 Door Hardtop
30	62A	67	2 Door Sedan
30	65A	68/69	2 Door Hardtop (Formal Roof)
30	65C	70	2 Door Hardtop
30	65C	71	Torino 500 2 Door Hardtop (Formal Roof)
30	65C	71	500 2 Door Hardtop (Formal Roof)
30	65D	72	Gran Torino 2 Door Hardtop (Formal Roof)
31	54A	67/69	4 Door Sedan
31	54C	70	4 Door Sedan
31	54C	71	500 4 Door Sedan
31	62A	65/66	2 Door Sedan
31	53D	72	Gran Torino 4 Door Pillared Hardtop
32	54A	65/66	4 Door Sedan
32	57C	70	4 Door Hardtop
32	57C	71	500 4 Door Hardtop
32	71D	67/69	4 Door Station Wagon
33	62B	67	500 2 Door Sedan
33	65B	68/69	500 2 Door Hardtop (Formal Roof)
33	65E	68/69	500 2 Door Hardtop (Formal Roof-Bucket seats)
33	65E	70/71	Brougham 2 Door Hardtop (Formal Roof)
34	54B	67/69	500 4 Door Sedan
34	63C	71	500 2 Door Hardtop (Fastback)
35	63B	67	500 2 Door Hardtop
35	63B	68/69	500 2 Door Hardtop (Fastback)
35	63E	68/69	500 2 Door Hardtop (Fastback-Bucket seats)
35	63F	70/71	GT 2 Door Hardtop (Fastback)
35	63R	72	Gran Torino 2 Door Hardtop (Fastback)
36	57E	70/71	Brougham 4 Door Hardtop
36	76B	67/69	500 Convertible
36	76E	68/69	500 Convertible (Bucket seats)
37	71B	67/69	500 4 Door Station Wagon
37	76F	70/71	GT Convertible
38	63H	70/71	Cobra 2 Door Hardtop (Fastback)
38	71D	65/66	4 Door Ranch Wagon
38	71E	67	Squire 4 Door Station Wagon
38	71E	68/69	Squire 4 Door Station Wagon
38	65R	72	Gran Torino Sport 2 Door Hardtop (Formal Roof)
40	63C	67	500XL 2 Door Hardtop
40	63D	66	500GT 2 Door Hardtop
40	65C	68/69	2 Door Hardtop (Formal Roof)
40	71D	71	4 Door Station Wagon
40	71B	72	4 Door Station Wagon
41	54C	68	4 Door Sedan
41	62B	65/66	500 2 Door Sedan
41	71B	70	500 4 Door Station Wagon
41	76C	67	500XL Convertible
42	63D	68	GT 2 Door Hardtop (Fastback)
42	63D	69	GT 2 Door Hardtop (Fastback-Bucket seats)
42	63F	69	GT 2 Door Hardtop (Fastback)
42	54B	65/66	500 4 Door Sedan
42	63D	67	500GT 2 Door Hardtop
42	71C	70	4 Door Station Wagon
42	71C	71	500 4 Door Station Wagon
42	71D	72	Gran Torino 4 Door Station Wagon
43	63B	66	500 2 Door Hardtop
43	65A	65	500 2 Door Hardtop
43	71E	70/71	Squire 4 Door Station Wagon
43	76D	67	500GT Convertible
43	76D	68/69	GT Convertible (Bucket seats)
43	76F	69	GT Convertible (Bench seat)
43	71K	72	Gran Torino Squire 4 Door Station Wagon
44	65D	68	GT 2 Door Hardtop (Formal Roof)
44	65D	69	GT 2 Door Hardtop (Formal Roof-Bucket seats)
44	65F	69	GT 2 Door Hardtop (Formal Roof)
44	76D	66	500 GT Convertible
45	65E	69	Cobra 2 Door Hardtop(Formal Roof-Bucket seats)
45	65A	69	Cobra 2 Door Hardtop (Formal Roof-Bench seat)
45	76B	66	500 Convertible
46	63B	69	Cobra 2 Door Hardtop(Fastback-Bench seat)
46	63E	69	Cobra 2 Door Hardtop (Fastback-Bucket seats)
46	66A	70/71	Ranchero
46	76C	66	500XL Convertible
47	63C	66	500XL 2 Door Hardtop
47	65B	65	2 Door Hardtop Sport Coupe
47	66A	67/69	Ranchero
47	66B	70/71	500 Ranchero
47	97D	72	500 Ranchero
48	66B	67/69	500 Ranchero
48	66C	70/71	GT Ranchero
48	71B	65	4 Door Custom Ranch Wagon
48	71B	66	500 4 Door Custom Ranch Wagon
48	97R	72	GT Ranchero
49	66C	69	GT Ranchero (Bench seat)
49	66D	67	500XL Ranchero (Bucket seats)
49	66D	68/69	GT Ranchero
49	66E	70/71	Squire Ranchero
49	71E	66	Squire 4 Door Station Wagon
49	97K	72	Squire Ranchero

WARRANTY PLATE OR CERTIFICATION LABEL

(Refer to Pages 40 thru 44 for Bronco Warranty Plate Codes)

SERIES CODES - continued

(B) FALCON 1970 - Units Built from 1/1/70

(For Falcon units built prior to 1/1/70 - see Catalog Symbol "X" on the next page)

CODE SERIES	CODE TYPE	YEAR	DESCRIPTION
26	62A	70	Falcon 2 Door Sedan
27	54A	70	Falcon 4 Door Sedan
40	71D	70	Falcon 4 Door Station Wagon

(F) MUSTANG 1965/

CODE SERIES	CODE TYPE	YEAR	DESCRIPTION
01	65A	67/70	2 Door Hardtop
01	65B	67/69	2 Door Hardtop (Luxury trim)
01	65B	70	Flair 2 Door Hardtop
01	65C	67/68	2 Door Hardtop
01	65C	69	2 Door Hardtop
01	65D	68/69	2 Door Hardtop (Luxury trim)
01	65D	71/	2 Door Hardtop
01	65E	69	Grande 2 Door Hardtop
02	63A	67, 69/70	2 Door Hardtop (Fastback)
02	63B	67/69	2 Door Hardtop (Fastback-Luxury trim)
02	63B	70	Flair 2 Door Hardtop (Fastback)
02	63C	68	2 Door Hardtop (Fastback)
02	63C	69	Mach I 2 Door Hardtop (Fastback)
02	63D	68	2 Door Hardtop (Fastback-Luxury Trim)
02	63D	71/	2 Door Hardtop (Fastback)
03	76A	67/70	Convertible
03	76B	68/69	Convertible (Luxury trim)
03	76B	70	Flair Convertible
03	76C	67	Convertible
03	76D	67	Convertible (Luxury trim)
03	76D	71/	Convertible
04	65E	70	Grande 2 Door Hardtop
04	65F	71/	Grande 2 Door Hardtop
05	63C	70	Mach I 2 Door Hardtop (Fastback)
05	63R	71/	Mach I 2 Door Hardtop (Fastback)
07	65A	65/66	2 Door Hardtop
07	65B	65/66	2 Door Hardtop (Luxury trim)
07	65C	65/66	2 Door Hardtop
08	76A	65/66	Convertible
08	76B	65/66	Convertible (Luxury trim)
08	76C	65/66	Convertible
09	63A	65/66	2 Door Hardtop (Fastback)
09	63B	65/66	2 Door Hardtop (Fastback-Luxury trim)

(L) PINTO 1971/

CODE SERIES	CODE TYPE	YEAR	DESCRIPTION
10	62B	71/	2 Door Sedan
11	64B	71/	3 Door Sedan (Runabout)
12	73B	72	2 Door Station Wagon

COPYRIGHT © 1975 — FORD MOTOR COMPANY — DEARBORN, MICHIGAN

WARRANTY PLATE OR CERTIFICATION LABEL

(Refer to Pages 40 thru 44 for Bronco Warranty Plate Codes)

SERIES CODES - continued

(P) MAVERICK 1970/

CODE SERIES	CODE TYPE	YEAR	DESCRIPTION
91	62A	70/	2 Door Sedan
92	54A	71/	4 Door Sedan
93	62D	71/	Grabber 2 Door Sedan

(S) THUNDERBIRD 1965/

CODE SERIES	CODE TYPE	YEAR	DESCRIPTION
81	63C	66	2 Door Hardtop (Blind Quarter)
81	65A	67	2 Door Hardtop
82	65B	67	2 Door Landau
83	63A	65/66	2 Door Hardtop
83	65A	68/71	2 Door Hardtop (Bucket seats)
83	65C	68/71	2 Door Hardtop (Bench seat)
84	57B	67	4 Door Landau
84	65B	68/71	2 Door Landau (Bucket seats)
84	65D	68/71	2 Door Landau (Bench seat)
85	76A	65/66	Convertible
87	57B	68/69	4 Door Landau (Bucket seats)
87	57B	70/71	4 Door Landau (Split Bench)
87	57C	68/71	4 Door Landau (Bench seat)
87	63B	65	2 Door Landau
87	65K	72	2 Door Hardtop

(X) FALCON 1965/70 - Includes Units built before 1/1/70

(For Falcon Units built from 1/1/70 - see Catalog Symbol "B" on preceding page)

CODE SERIES	CODE TYPE	YEAR	DESCRIPTION
01	62A	65	2 Door Sedan
01	62A	66	2 Door Sedan
01	62D	65	2 Door Sedan
02	54A	65/66	4 Door Sedan
02	54D	65	4 Door Sedan
06	71A	66	4 Door Station Wagon
10	62A	67/70	2 Door Sedan
11	54A	67/70	4 Door Sedan
11	62B	66	2 Door Sedan
12	54B	66	4 Door Sedan
12	71A	67/68	4 Door Station Wagon
12	71A	69/70	4 Door Standard Station Wagon
13	62C	66	2 Door Sedan (Bucket seats)
15	76A	65	Convertible (Bench seat)
15	76B	65	Convertible (Bucket seats)
15	76D	65	Convertible
16	54B	65	Futura 4 Door Sedan (Bench seat)
16	71B	66	4 Door Deluxe Station Wagon
17	63B	65	Futura 2 Door Hardtop (Bench seat)
17	63C	65	2 Door Hardtop
17	63D	65	2 Door Hardtop (Bucket seats)
19	62B	65	Futura 2 Door Sedan (Bench seat)
20	62B	67	Futura 2 Door Sedan
20	62B	68/70	Futura 2 Door Sedan (Bench seat)
21	54B	67/70	Futura 4 Door Sedan
21	59A	65	2 Door Station Wagon
22	62C	67/69	2 Door Sedan (Bucket seats)
22	71A	65	4 Door Station Wagon
23	71B	67/70	Futura 4 Door Station Wagon
24	71B	65	Futura 4 Door Station Wagon
26	71C	65	4 Door Squire
27	66A	65/66	Standard Ranchero
27	66B	65	Deluxe Ranchero
27	66G	65	Standard Ranchero (Bucket seats)
27	66H	65	Deluxe Ranchero
29	66B	66	Custom Ranchero
29	66D	66	Custom Ranchero
29	78A	65	Standard Sedan Delivery

WARRANTY PLATE or CERTIFICATION LABEL

(Refer to Pages 40 thru 44 for Bronco Warranty Plate Codes)

1965 U.S. BUILT VEHICLES
1966/ U.S. and CANADIAN BUILT VEHICLES

ENGINE CODES

THE FIFTH DIGIT OF THE WARRANTY OR VEHICLE IDENTIFICATION NUMBER INDICATES BASIC ENGINE IDENTIFICATION.

THE FOLLOWING CHART LISTS THESE CODES AS WELL AS NUMBER OF CYLINDERS, CUBIC INCH DISPLACEMENT AND NUMBER OF CARBURETOR VENTURI.

FOR FURTHER ENGINE IDENTIFICATION REFER TO SECTION 60 IN THIS CATALOG.

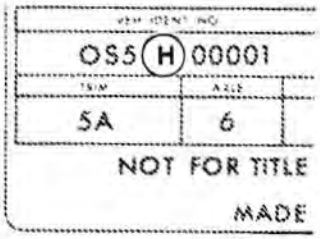

CERTIFICATION LABEL SHOWN
WARRANTY PLATE TYPICAL

CODE	YEAR	ENGINE CYL.	ENGINE C.I.D.	CARB.	REMARKS
A	65/67	8	289	4V	P/F
B	65/70	6	240	1V	P/C
C	65/68	8	289	2V	
	70/71	8	429	4V	Cobra Jet
D	65	8	289	4V	
	69/	8	302	2V	P/C & Taxi
E	65/	6	240	1V	Taxi
F	65	8	260	2V	
	68/	8	302	2V	
G	69/71	8	302	4V	Boss
H	66/67	8	390	2V	
	69/	8	351	2V	NOTE 1
J	68	8	302	4V	
	70/71	8	429	4V	Cobra Jet
K	65/67	8	289	4V	Hi-performance
	69/71	8	429	2V	
L	69/	6	250	1V	
M	69/71	8	351	4V	
N	68/	8	429	4V	
P	65/66	8	390	4V	P/C
	67/70	8	428	4V	P/C
	71/	8	429	4V	P/C
Q	66/70	8	428	4V	
	71/	8	351	4V	GT
R	65/67	8	427	8V	Hi-performance
	68/70	8	428	4V	Cobra Jet (hyd. lifters)
	71/	8	351	4V	Boss
S	66/69	8	390	4V	
	67	8	390	4V	GT
	71/	8	400	2V	
T	65/	6	200	1V	
U	65/	6	170	1V	
V	65/	6	240	1V	
W	66/68	8	427	4V	Hi-performance
	71/	4	98	1V	1600 cc or 1.6 litres
X	65/66	8	352	4V	
	71/	4	122	2V	2000 cc or 2.0 litres
Y	66/67	8	390	2V	
	68	8	390	2V	P/F
	69/71	8	390	2V	R/F
Z	65/68	8	390	4V	

NOTE 1 - Refer to Engine Identification Tag or Label to determine if Cleveland (351C) or Windsor (351W) built engine.

COPYRIGHT © 1975 — FORD MOTOR COMPANY — DEARBORN, MICHIGAN

MASTER PARTS AND ACCESSORIES ILLUSTRATION CATALOG

FORM FP 7635-B

FORD PARTS and SERVICE DIVISION

GENERAL INSTRUCTIONS

This Ford Car Master Parts Catalog contains parts illustrations for Bronco, Fairlane/Torino, Falcon, Ford, Maverick, Mustang, Pinto and Thunderbird for model years 1965 to 1972 for U.S. and Canadian built vehicles.

Use this Illustration Catalog in conjunction with the Text Catalog, form FP 7635-A.

For greater convenience this catalog is divided into specific sections, such as brakes, front suspension, engine, transmission, etc. For example, FRONT SUSPENSION appears in Section 30, STEERING in Section 35, REAR AXLE in Section 40, etc.

A separate catalog which contains the text or descriptive information for the same model year is available as form FP 7635-A. The Text Catalog is divided into sections also and like parts are shown under similar section numbers in both the Text and Illustration Catalogs.

A listing of Ford group numbers and their related section numbers appears in the General Information Section of the Text Catalog, form FP 7635-A.

Illustrations contain group numbers only, therefore, it is necessary to refer to the group within the text catalog listing for complete applicable part number.

The driver's side is the left hand side of the vehicle and determines whether such parts as fenders, lamps, etc. are right or left hand.

Model year application is indicated by showing the first year followed by a diagonal line to indicate continued usage in all subsequent years until the insertion of the last year of usage, which is shown after the diagonal line. If no diagonal line is shown the part is applicable only to the year shown.

Example:
65/72 indicates part used 1965 through 1972 model years
65 indicates part used 1965 model year only

For Warranty Plate or Certification Label Data, Catalog Model Codes and Body Type Codes refer to the General Information Section of the Text catalog, form FP 7635-A.

The various car lines and their body types are identified by vehicle catalog codes and body type codes in the text catalog as follows -

VEHICLE	CATALOG CODE
Bronco	U
Fairlane	B
Falcon	X
Ford	A
Maverick	P
Mustang	F
Pinto	L
Thunderbird	S
Torino	B

BODY TYPE DESCRIPTION	BODY TYPE CODE
Convertible	76
Four door hardtop	57
Four door pillared hardtop	53
Four door sedan	54
Four door station wagon	71
Ranchero	66 or 97
Three door sedan	64
Two door hardtop (fastback roof)	63
Two door hardtop (formal roof)	65
Two door sedan	62
Two door station wagon	59 or 73

THE FOLLOWING SYMBOL APPEARS ON ILLUSTRATIONS AND IS INTERPRETED AS SHOWN BELOW

★ Indicates Not Serviced - must be improvised or procured locally

COPYRIGHT © 1975 — FORD MOTOR COMPANY — DEARBORN, MICHIGAN

FORD CAR PARTS

CHASSIS PARTS ILLUSTRATION INDEX

Following is a general index of the major groups shown in the Chassis and Body Parts Illustration Sections. For more specific information refer to the Index appearing in front of the Section number listed below.

MAJOR GROUP	•TABBED DIVIDER TITLE	INDEX SECTION
Accelerator Linkage	Fuel	90
Accessories	Listed in their appropriate groups as identified in this index	
Air Cleaner	Fuel	90
Air Conditioner	Speedometer, Bumper	175
Alternator	Generator, Alternator, Starter, Distributor	100
Automatic Transmission	Automatic Transmission	A70
Axle (rear)	Rear Axle, Driveshaft	40
Battery	Generator, Alternator, Starter, Distributor	100
Brake System	Wheels, Brakes	10
Bumpers	Speedometer, Bumper	175
Carburetor	Fuel	90
Carrier (Wheel)	Wheels, Brakes	10
Clutch	Standard Transmission, Clutch	70
Cooling System	Cooling, Grille	80
Distributor	Generator, Alternator, Starter, Distributor	100
Driveshaft	Rear Axle, Driveshaft	40
Electrical	Generator, Alternator, Starter, Distributor	100
Electrical	Lamps, Wiring	130
Engine	Engine	60
Exhaust System	Frames, Mufflers, Springs	50
Fan	Cooling, Grille	80
Fenders	Fender, Hood	160
Frame	Frames, Mufflers, Springs	50
Front Suspension	Front Suspension, Steering	30
Fuel Pump	Fuel	90
Fuel System	Fuel	90
Fuel Tank	Fuel	90
Gearshift Lever	Standard Transmission, Clutch	70
Generator	Generator, Alternator, Starter, Distributor	100
Grille	Cooling, Grille	80
Heater	Speedometer, Bumper	175
Hood	Fender, Hood	160
Horn	Lamps, Wiring	130
Instrument Cluster	Generator, Alternator, Starter, Distributor	100
Lamps	Lamps, Wiring	130
Lever (Gearshift)	Standard Transmission, Clutch	70
Manifolds	Fuel	90
Mirrors	Speedometer, Bumper	175
Muffler	Frames, Muffler, Springs	50
Pump (Fuel)	Fuel	90
Pump (Water)	Cooling, Grille	80
Radiator	Cooling, Grille	80
Rear Axle	Rear Axle, Driveshaft	40

CHASSIS PARTS ILLUSTRATION INDEX - cont'd.

MAJOR GROUP	• TABBED DIVIDER TITLE	INDEX SECTION
Speedometer	Speedometer, Bumper	175
Springs	Frames, Mufflers, Springs	50
Stabilizer (Front)	Front Suspension, Steering	30
Stabilizer (Rear)	Frames, Mufflers, Springs	50
Starter	Generator, Alternator, Starter, Distributor	100
Steering	Front Suspension, Steering	30
Suspension (Front)	Front Suspension, Steering	30
Tachometer	Generator, Alternator, Starter, Distributor	100
Tank (Fuel)	Fuel	90
Transfer Case	Standard Transmission Clutch	70
Transmission (Automatic)	Automatic Transmission	A70
Transmission (Standard)	Standard Transmission, Clutch	70
Voltage Regulator	Generator, Alternator, Starter, Distributor	100
Water Pump	Cooling, Grille	80
Wheels	Wheels, Brakes	10
Windshield Wiper	Speedometer, Bumper	175
Wiring	Lamps, Wiring	130

BODY PARTS ILLUSTRATION INDEX

Auxiliary Seat	Seat	600
Back Window	Back, Luggage Compartment	400
Body Sheet Metal	Body Sheet Metal	Body Sheet Metal
Console	Body Front, Floor	000
Door (Front)	Body Sides, Quarter	230
Door (Rear)	Body Sides, Quarter	230
Exterior Trim	Exterior Moulding	Exterior Moulding
Floor Sheet Metal	Body Sheet Metal	Body Sheet Metal
Folding Top	Back, Luggage Compartment	400
Front Door	Body Sides, Quarter	230
Front Seat	Seat	600
Front Seat Track	Seat	600
Glove Compartment	Body Front, Floor	000
Instrument Panel	Body Front, Floor	000
Interior Trim	Interior Trim	Interior Trim
Liftgate	Back, Luggage Compartment	400
Luggage Compartment Door Mechanism	Back, Luggage Compartment	400
Luggage Compartment Trim	Interior Trim	Interior Trim
Package Tray	Interior Trim	Interior Trim
Quarter Window	Body Sides, Quarter	230
Rear Door	Body Sides, Quarter	230
Rear Seat	Seat	600
Roof	Back, Luggage Compartment	400
Sheet Metal	Body Sheet Metal	Body Sheet Metal
Tailgate	Back, Luggage Compartment	400
Top (Folding)	Back, Luggage Compartment	400
Track (Front Seat)	Seat	600
Vent System	Body Front, Floor	000
Windshield	Body Front, Floor	000

• Applicable to Loose Leaf Catalogs only.

COPYRIGHT © 1975 — FORD MOTOR COMPANY — DEARBORN, MICHIGAN

PROCEDURE FOR USING CATALOG

There are three ways of finding part numbers

1. By Part Name
2. By Illustration
3. By Identification

Should an inquiry be received for a rear brake backing plate for a 1965 Thunderbird -

BY PART NAME

A. Refer to the Chassis Parts Alphabetical Index in the Text Catalog, form FP 7635-A.
B. Refer to the alphabetical nomenclature and find the part name "Plate (rear brake backing)". The group number listed is 2211-2.
C. Refer to group number 2211-2 and locate 1965 in the "YEAR" column. Find the vehicle catalog code "S" (for Thunderbird) in the "MODEL" column.
D. The part numbers shown are C6SZ 2211-A for right hand and C6SZ 2212-A for left hand.

BY ILLUSTRATION

A. Refer to the tabbed divider marked "WHEELS, BRAKES" in this catalog.
B. Refer to the index immediately behind the divider and find the illustration titles for 1965 S(Thunderbird).
C. Under the heading "BRAKES" find the "Brake details (drum rear)" illustration for the 1965 S(Thunderbird).
D. Refer to the illustration designated (on page 4 of Illustration Section 20.1) and find the group number for the rear brake backing plate to be 2211-2.
E. Refer to group number 2211-2 in the Text Catalog and locate 1965 in the "YEAR" column. Find the vehicle catalog code "S" (for Thunderbird) in the "MODEL" column.
F. The part numbers shown are C6SZ 2211-A for right hand and C6SZ 2212-A for left hand.

BY IDENTIFICATION

Certain parts and most major assemblies are identified with a part number shown on an attached tag or plate or on the part itself. Reference to identification numbers is made throughout the catalog and cross reference charts are included in some sections to provide immediate knowledge of the service part number when the identification number is known. All identification information other than charts will be preceded by the symbol (#). IMPORTANT - Identification tags and plates must be retained with the part or assembly with which they are originally supplied.

HOW TO ORDER PARTS

When ordering parts, always give the complete part number.
In the event the part number is not known, the following information should be included.

A. Complete description of part.
B. Model year and body type.
C. Dimension, number of teeth, size, etc., if possible rough sketch of part.
D. If applicable to engine, transmission, axle, steering, etc., specify type, such as 400 cubic inch, Automatic Transmission, Power Steering, etc.
E. Advise how shipment is to be made - Freight, Express, Air, Parcel Post.

EXPLANATION OF SYMBOL ★

★ Symbol indicates part is not supplied for service due to the following

a. Part is superseded and replaced as indicated in the description column of the text catalog.
b. Part can be improvised as indicated in the description column of text catalog.
c. Due to its function there would be little or no demand.

NOTE - ALWAYS REFER TO THE DESCRIPTION COLUMN OF THE TEXT FOR POSSIBLE SUBSTITUTION, OR FOR MATERIAL SPECIFICATIONS AND DIMENSIONS WHICH MAY BE HELPFUL IN OBTAINING THE NON-SERVICED PART LOCALLY.

INDEX

THIS INDEX SECTION INCLUDES BRAKES, WHEELS and RELATED PARTS

TITLE	SECTION	PAGE	ILLUS. NO.
1965			
A (FORD)			
BRAKES			
Brake & clutch pedals	75	1	P-4595
Drum brake system	20	1	P-4610
Brake booster installation			
Booster details (Midland - Ross)	23	2	P-4893
Brake cylinder details - front & rear	20.1	2	P-2284
Brake details - front & rear	20.1	4	P-3380
Brake master cylinder details	20.1	1	P-3098
Parking brake system	20	1	P-4610
WHEELS			
Front & rear wheel, hub, & bearings	10	1	P-1780
Hub cap & wheel cover - refer to text Group 1130			
Spare wheel & jack storage	175.2	1	P-4823
B (FAIRLANE/TORINO)			
BRAKES			
Brake & clutch pedals	75	2	P-3674
Drum brake system	20	3	P-3678
Brake booster installation (Midland - Ross)	20	3	P-3678
Booster details (Midland - Ross)	23	2	P-4893
Brake cylinder details - front & rear	20.1	2	P-3906
Brake details - front & rear	20.1	5	P-3703
Brake master cylinder details	20.1	1	P-3098
Parking brake system	20	3	P-3678
WHEELS			
Front & rear wheel, hub, & bearings	10	1	P-3118
Hub cap & wheel cover - Refer to text Group 1130			
Spare wheel and jack storage - except station wagon	175.2	2	P-3706
- station wagon	175.2	2	P-4824
F (MUSTANG)			
BRAKES			
Brake & clutch pedals	75	5	P-4472
Disc brake system	20	6	P-4470
Brake booster installation (Bendix)	23	1	P-4533
Booster details (Bendix)	23	3	P-4590
Brake cylinder details - rear	20.1	3	P-2990
Brake details - disc front	20.1	8	P-4604
Brake details - drum rear	20.1	5	P-3703
Brake master cylinder details	20.1	1	P-3098
Drum brake system	20	6	P-4470
Brake booster installation (Bendix)	23	1	P-4533
Booster details (Bendix)	23	3	P-4590
Brake cylinder details - front & rear	20.1	3	P-2990
Brake details - front & rear	20.1	5	P-3703
Brake master cylinder details	20.1	1	P-3098
Parking brake system	20	6	P-4470
WHEELS			
Front & rear wheel, hub, & bearings	10	1	P-3118
Hub cap & wheel cover - refer to text Group 1130			
Spare wheel & jack storage	175.2	3	P-4596
Wheel lug nuts (Mustang GT350/500) - refer to text Group 1012			

COPYRIGHT © 1975 — FORD MOTOR COMPANY — DEARBORN, MICHIGAN

INDEX

TITLE	SECTION	PAGE	ILLUS. NO.
1965			
S (THUNDERBIRD)			
BRAKES			
Brake pedal	20	7	P-4240
Disc brake system	20	7	P-4240
Brake booster installation	20	7	P-4240
Booster details (Bendix)	23	4	P-4892
Brake cylinder details - rear	20.1	2	P-3906
Brake details - disc front	20.1	7	P-4603
Brake details - drum rear	20.1	4	P-3380
Brake master cylinder details	20.1	1	P-3098
Parking brake system	20	7	P-4240
WHEELS			
Front & rear wheel, hub, & bearings	10	1	P-1780
Hub cap & wheel cover - refer to text Group 1130			
Spare wheel & jack storage	175.2	3	P-4597
X (FALCON)			
BRAKES			
Brake & clutch pedal - manual gear shift	75	7	P-3130
Brake pedal - automatic transmission	75	7	P-3131
Drum brake system	20	4	P-3119
Brake booster installation			
Booster details (Bendix)	23	3	P-4590
Brake cylinder - front & rear	20.1	3	P-2990
Brake details - front & rear	20.1	5	P-3703
Brake master cylinder details	20.1	1	P-3098
Parking brake system	20	4	P-3119
WHEELS			
Front & rear wheel, hub, & bearings	10	1	P-3118
Hub cap & wheel cover - refer to text Group 1130			
Spare wheel & jack storage	175.2	4	P-3916
1966			
A (FORD)			
BRAKES			
Brake & clutch pedals	75	1	P-4595
Disc brake system	20	2	P-5235
Brake booster installation	20	2	P-5235
Booster details (Midland - Ross)	23	2	P-4893
Brake cylinder details - rear	20.1	2	P-2284
Brake details - disc front	20.1	7	P-4603
Brake details - drum rear	20.1	4	P-3380
Brake master cylinder details	20.1	1	P-3098
Drum brake system	20	1	P-4610
Brake cylinder details - front & rear	20.1	2	P-2284
Brake details - front & rear	20.1	4	P-3380
Brake master cylinder details	20.1	1	P-3098
Parking brake system	20	1	P-4610
WHEELS			
Front & rear wheel, hub, & bearings	10	1	P-1780
Hub cap & wheel cover - refer to text Group 1130			
Spare wheel & jack storage	175.2	1	P-4823

INDEX

TITLE	SECTION	PAGE	ILLUS. NO.
1966			
B (FAIRLANE/TORINO)			
BRAKES			
Brake & clutch pedals	75	4	P-4983
Drum brake system	20	5	P-4985
Brake booster installation	20	5	P-4985
Booster details (Midland - Ross)	23	2	P-4893
Brake cylinder details - front & rear	20.1	2	P-3906
Brake details - front & rear	20.1	5	P-3703
Brake master cylinder details	20.1	1	P-3098
Parking brake system	20	5	P-4985
WHEELS			
Front & rear wheel, hub, & bearings	10	1	P-3118
Hub cap & wheel cover - refer to text Group 1130			
Spare wheel & jack storage - except station wagon	175.2	5	P-5211
- station wagon	175.2	6	P-5212
F (MUSTANG)			
BRAKES			
Brake & clutch pedals	75	5	P-4472
Disc brake system	20	6	P-4470
Brake booster installation (Bendix)	23	1	P-4533
Booster details (Bendix)	23	3	P-4590
Brake cylinder details - rear	20.1	2	P-3906
Brake details - disc front	20.1	8	P-4604
Brake details - drum rear	20.1	5	P-3703
Brake master cylinder details	20.1	1	P-3098
Drum brake system	20	6	P-4470
Brake booster installation (Bendix)	23	1	P-4533
Booster details (Bendix)	23	3	P-4590
Brake cylinder details - front & rear	20.1	2	P-3906
Brake details - front & rear	20.1	5	P-3703
Brake master cylinder details	20.1	1	P-3098
Parking brake system	20	6	P-4470
WHEELS			
Front & rear wheel, hub, & bearings	10	1	P-3118
Hub cap & wheel cover - refer to text Group 1130			
Spare wheel & jack storage	175.2	3	P-4596
Wheel lug nuts (Mustang GT350/500) - refer to text Group 1012			
S (THUNDERBIRD)			
BRAKES			
Brake pedal	20	7	P-4240
Disc brake system	20	7	P-4240
Brake booster installation	20	7	P-4240
Booster details (Bendix)	23	4	P-4892
Brake cylinder details - rear	20.1	2	P-3906
Brake details - disc front	20.1	7	P-4603
Brake details - drum rear	20.1	4	P-3380
Brake master cylinder details	20.1	1	P-3098
Parking brake system	20	7	P-4240
WHEELS			
Front & rear wheel, hub, & bearings	10	1	P-1780
Hub cap & wheel cover - refer to text Group 1130			
Spare wheel & jack storage	175.2	3	P-4597

 COPYRIGHT © 1975 — FORD MOTOR COMPANY — DEARBORN, MICHIGAN

INDEX

TITLE	SECTION	PAGE	ILLUS. NO.
1966			
U (BRONCO)			
BRAKES			
Brake & clutch pedals	75	6	P-4972
Drum brake system	20	8	P-4974
Brake cylinder details - front & rear	20.1	2	P-3906
Brake details - front & rear	20.1	6	P-6602
Brake master cylinder details	20.1	1	P-3098
Parking brake system	20	8	P-4974
WHEELS			
Free running hub - Dana (Spicer)	10	3	P-7799
Front hub & bearings	30	7	P-5312
Hub cap & wheel cover - refer to text Group 1130			
Spare wheel & jack storage - Before Ser. 830,001	175.2	8	P-4982
- From Ser. 830,001	175.2	9	P-6599
X (FALCON)			
BRAKES			
Brake & clutch pedals	75	4	P-4983
Drum brake system	20	5	P-4985
Brake booster installation	20	5	P-4985
Booster details (Midland - Ross)	23	2	P-4893
Brake cylinder details - front & rear	20.1	2	P-3906
Brake details - front & rear	20.1	5	P-3703
Brake master cylinder details	20.1	1	P-3098
Parking brake system	20	5	P-4985
WHEELS			
Front & rear wheel, hub, & bearings	10	1	P-3118
Hub cap & wheel cover - refer to text Group 1130			
Spare wheel & jack storage - except Ranchero & station wagon	175.2	5	P-5211
- Ranchero & station wagon	175.2	6	P-5212
1967			
A (FORD)			
BRAKES			
Brake & clutch pedals	75	1	P-4595
Disc brake system	20	10	P-5481
Brake booster installation	20	10	P-5481
Brake cylinder details - rear	20.1	2	P-2284
Brake details - disc front	20.1	7	P-4603
Brake details - drum rear	20.1	4	P-3380
Brake master cylinder details	20.1	1	P-5518
Drum brake system	20	9	P-5482
Brake cylinder details - front & rear	20.1	2	P-2284
Brake details - front & rear	20.1	4	P-3380
Brake master cylinder details	20.1	1	P-5518
Parking brake system	20	9	P-5482
WHEELS			
Front & rear wheel, hub, & bearings	10	1	P-1780
Hub cap & wheel cover - refer to text Group 1130			
Spare wheel & jack storage	175.2	7	P-5779

INDEX

1967

B (FAIRLANE/TORINO)

TITLE	SECTION	PAGE	ILLUS. NO.
BRAKES			
Brake & clutch pedals	75	9	P-5514
Disc brake system	20	11	P-5515
Brake booster installation	20	11	P-5515
Brake cylinder details - rear	20.1	2	P-3906
Brake details - disc front	20.1	8	P-4604
Brake details - drum rear	20.1	5	P-3703
Brake master cylinder details	20.1	1	P-5518
Drum brake system	20	11	P-5515
Brake booster installation	20	11	P-5515
Brake cylinder details - front & rear	20.1	2	P-3906
Brake details - front & rear	20.1	5	P-3703
Brake master cylinder details	20.1	1	P-5518
Parking brake system	20	11	P-5515
WHEELS			
Front & rear wheel, hub, & bearings	10	1	P-3118
Hub cap & wheel cover - refer to text Group 1130			
Spare wheel & jack storage - except Ranchero & station wagon	175.2	5	P-5211
- Ranchero & station wagon	175.2	6	P-5212

F (MUSTANG)

BRAKES			
Brake & clutch pedals	75	11	P-5513
Disc brake system	20	12	P-5516
Brake booster installation	20	12	P-5516
Brake cylinder details - rear	20.1	2	P-3906
Brake details - disc front	20.1	8	P-4604
Brake details - drum rear	20.1	5	P-3703
Brake master cylinder details	20.1	1	P-5518
Drum brake system	20	12	P-5516
Brake cylinder details - front & rear	20.1	2	P-3906
Brake details - front & rear	20.1	5	P-3703
Brake master cylinder details	20.1	1	P-5518
Parking brake system	20	12	P-5516
WHEELS			
Front & rear wheel, hub, & bearings	10	1	P-3118
Hub cap & wheel cover - refer to text Group 1130			
Spare wheel & jack storage	175.2	3	P-4596
Wheel lug nuts (Mustang GT350/500) - refer to text Group 1012			

S (THUNDERBIRD)

BRAKES			
Disc brake system	20	13	P-5480
Brake booster installation	20	13	P-5480
Brake cylinder details - rear	20.1	2	P-3906
Brake details - disc front	20.1	7	P-4603
Brake details - drum rear	20.1	4	P-3380
Brake master cylinder details	20.1	1	P-5518
Parking brake system	20	13	P-5480
WHEELS			
Front & rear wheel, hub, & bearings	10	1	P-1780
Hub cap & wheel cover - refer to text Group 1130			
Spare wheel & jack storage	175.2	8	P-5780

COPYRIGHT © 1975 — FORD MOTOR COMPANY — DEARBORN, MICHIGAN

INDEX

TITLE	SECTION	PAGE	ILLUS. NO.
1967			
U (BRONCO)			
BRAKES			
Brake & clutch pedals	75	6	P-4972
Drum brake system	20	8	P-4974
Brake cylinder details - front & rear	20.1	2	P-3906
Brake details - front & rear	20.1	6	P-6602
Brake master cylinder details	20.1	1	P-5518
Parking brake system	20	8	P-4974
WHEELS			
Free running hub - Dana (Spicer)	10	3	P-7799
Front hub, & bearings	30	7	P-5312
Hub cap & wheel cover - refer to text Group 1130			
Spare wheel & jack storage	175.2	9	P-6599
X (FALCON)			
BRAKES			
Brake & clutch pedals	75	9	P-5514
Disc brake system	20	11	P-5515
Brake booster installation	20	11	P-5515
Brake cylinder details - rear	20.1	2	P-3906
Brake details - disc front	20.1	8	P-4604
Brake details - drum rear	20.1	5	P-3703
Brake master cylinder details	20.1	1	P-5518
Drum brake system	20	11	P-5515
Brake booster installation	20	11	P-5515
Brake cylinder details - front & rear	20.1	2	P-3906
Brake details - front & rear	20.1	5	P-3703
Brake master cylinder details	20.1	1	P-5518
Parking brake system	20	11	P-5515
WHEELS			
Front & rear wheel, hub, & bearings	10	1	P-3118
Hub cap & wheel cover - refer to text Group 1130			
Spare wheel & jack storage - except station wagon	175.2	5	P-5211
- station wagon	175.2	6	P-5212
1968			
A (FORD)			
BRAKES			
Brake & clutch pedals	75	1	P-4595
Disc brake system	20	10	P-5481
Brake booster installation	20	10	P-5481
Brake cylinder details - rear	20.1	2	P-2284
Brake details - disc front	20.1	9	P-6219
Brake details - drum rear	20.1	4	P-3380
Brake master cylinder details	20.1	1	P-5518
Drum brake system	20	9	P-5482
Brake cylinder details - front & rear	20.1	2	P-2284
Brake details - front & rear	20.1	4	P-3380
Brake master cylinder details	20.1	1	P-5518
Parking brake system	20	9	P-5482
WHEELS			
Front & rear wheel, hub, & bearings	10	1	P-1780
Hub cap & wheel cover - refer to text Group 1130			
Spare wheel & jack storage	175.2	7	P-5779

INDEX

TITLE	SECTION	PAGE	ILLUS. NO.
1968			
B (FAIRLANE/TORINO)			
BRAKES			
Brake & clutch pedals	75	10	P-6541
Disc brake system	20	11	P-5515
Brake booster installation	20	11	P-5515
Brake cylinder details - rear	20.1	2	P-3906
Brake details - disc front	20.1	10	P-6218
Brake details - drum rear	20.1	5	P-3703
Brake master cylinder details	20.1	1	P-5518
Drum brake system	20	11	P-5515
Brake booster installation	20	11	P-5515
Brake cylinder details - front & rear	20.1	2	P-3906
Brake details - front & rear	20.1	5	P-3703
Brake master cylinder details	20.1	1	P-5518
Parking brake system	20	11	P-5515
WHEELS			
Front & rear wheel, hub, & bearings	10	1	P-3118
Hub cap & wheel cover - refer to text Group 1130			
Spare wheel & jack storage - except Ranchero & station wagon	175.2	5	P-5211
- Ranchero & station wagon	175.2	6	P-5212
F (MUSTANG)			
BRAKES			
Brake & clutch pedals	75	11	P-5513
Disc brake system	20	12	P-5516
Brake booster installation	20	12	P-5516
Brake cylinder details - rear	20.1	2	P-3906
Brake details - disc front	20.1	10	P-6218
Brake details - drum rear	20.1	5	P-3703
Brake master cylinder details	20.1	1	P-5518
Drum brake system	20	12	P-5516
Brake booster installation	20	12	P-5516
Brake cylinder details - front & rear	20.1	2	P-3906
Brake details - front & rear	20.1	5	P-3703
Brake master cylinder details	20.1	1	P-5518
Parking brake system	20	12	P-5516
WHEELS			
Front & rear wheel, hub, & bearings	10	1	P-3118
Hub cap & wheel cover - refer to text Group 1130			
Spare wheel & jack storage	175.2	3	P-4596
Wheel lug nuts (Mustang GT350/500) - refer to text Group 1012			
S (THUNDERBIRD)			
BRAKES			
Disc brake system	20	14	P-6399
Brake booster installation	20	14	P-6399
Brake cylinder details - rear	20.1	2	P-3906
Brake details - disc front	20.1	9	P-6219
Brake details - drum rear	20.1	4	P-3380
Brake master cylinder details	20.1	1	P-5518
Parking brake system	20	15	P-6400
WHEELS			
Front & rear wheel, hub, & bearings	10	1	P-1780
Hub cap & wheel cover - refer to text Group 1130			
Spare wheel & jack storage	175.2	8	P-5780

 COPYRIGHT © 1975 — FORD MOTOR COMPANY — DEARBORN, MICHIGAN

INDEX

TITLE	SECTION	PAGE	ILLUS. NO.
1968			
U (BRONCO)			
BRAKES			
Brake & clutch pedals	75	6	P-4972
Drum brake system	20	8	P-4974
Brake cylinder details - front & rear	20.1	2	P-3906
Brake details - front & rear	20.1	6	P-6602
Brake master cylinder details	20.1	1	P-5518
Parking brake system	20	8	P-4974
WHEELS			
Free running hub - Dana (Spicer)	10	3	P-7799
Front hub & bearings	30	7	P-5312
Hub cap & wheel cover - refer to text Group 1130			
Jack parts	175.2	10	P-6600
Spare wheel carrier - swing away	10	2	P-6232
X (FALCON)			
BRAKES			
Brake & clutch pedals	75	10	P-6541
Disc brake system	20	11	P-5515
Brake booster installation	20	11	P-5515
Brake cylinder details - rear	20.1	2	P-3906
Brake details - disc front	20.1	10	P-6218
Brake details - drum rear	20.1	5	P-3703
Brake master cylinder details	20.1	1	P-5518
Drum brake system	20	11	P-5515
Brake booster installation	20	11	P-5515
Brake cylinder details - front & rear	20.1	2	P-3906
Brake details - front & rear	20.1	5	P-3703
Brake master cylinder details	20.1	1	P-5518
Parking brake system	20	11	P-5515
WHEELS			
Front & rear wheel, hub, & bearings	10	1	P-3118
Hub cap & wheel cover - refer to text Group 1130			
Spare wheel & jack storage - except station wagon	175.2	5	P-5211
- station wagon	175.2	6	P-5212
1969			
A (FORD)			
BRAKES			
Brake & clutch pedals	75	12	P-6724
Disc brake system - power - except New York taxi	20	17	P-6718
- non-power - New York taxi	20	18	P-6720
Brake booster installation	20	17	P-6718
Brake cylinder details - rear	20.1	2	P-2284
Brake details - disc front	20.1	9	P-6219
Brake details - drum rear	20.1	4	P-3380
Brake master cylinder details	20.1	1	P-5518
Drum brake system	20	16	P-6719
Brake cylinder details - front & rear	20.1	2	P-2284
Brake details - front & rear	20.1	4	P-3380
Brake master cylinder details	20.1	1	P-5518
Parking brake system	20	19	P-6721
WHEELS			
Front & rear wheel, hub, & bearings	10	1	P-1780
Hub cap & wheel cover - refer to text Group 1130			
Spare wheel & jack storage - except model 71	175.2	12	P-7055
- model 71	175.2	13	P-7056

INDEX

TITLE	SECTION	PAGE	ILLUS. NO.
1969			
B (FAIRLANE/TORINO)			
BRAKES			
Brake & clutch pedals	75	10	P-6541
Disc brake system	20	11	P-5515
Brake booster installation	20	11	P-5515
Brake cylinder details - rear	20.1	2	P-3906
Brake details - disc front	20.1	10	P-6218
Brake details - drum rear	20.1	5	P-3703
Brake master cylinder details	20.1	1	P-5518
Drum brake system	20	11	P-5515
Brake booster installation	20	11	P-5515
Brake cylinder details - front & rear	20.1	2	P-3906
Brake details - front & rear	20.1	5	P-3703
Brake master cylinder details	20.1	1	P-5518
Parking brake system	20	11	P-5515
WHEELS			
Front & rear wheel, hub, & bearings	10	1	P-3118
Hub cap & wheel cover - refer to text Group 1130			
Spare wheel & jack storage - except Ranchero & station wagon	175.2	5	P-5211
- Ranchero & station wagon	175.2	6	P-5212
F (MUSTANG)			
BRAKES			
Brake & clutch details	75	13	P-6756
Disc brake system	20	20	P-6754
Brake booster installation	20	20	P-6754
Brake cylinder details - rear	20.1	2	P-3906
Brake details - disc front	20.1	10	P-6218
Brake details - drum rear	20.1	5	P-3703
Brake master cylinder details	20.1	1	P-5518
Drum brake system	20	20	P-6754
Brake cylinder details - front & rear	20.1	2	P-3906
Brake details - front & rear	20.1	5	P-3703
Brake master cylinder details	20.1	1	P-5518
Parking brake system	20	21	P-6755
WHEELS			
Front & rear wheel, hub, & bearings	10	1	P-3118
Hub cap & wheel cover - refer to text Group 1130			
Spare wheel & jack storage	175.2	13	P-7063
Wheel lug nuts (Mustang GT350/500) - refer to text Group 1012			
S (THUNDERBIRD)			
BRAKES			
Disc brake system	20	14	P-6399
Anti-skid control system	20	22	P-6766
Brake booster installation	20	14	P-6399
Brake cylinder details - rear	20.1	2	P-3906
Brake details - disc front	20.1	9	P-6219
Brake details - drum rear	20.1	4	P-3380
Brake master cylinder details	20.1	1	P-5518
Parking brake system	20	15	P-6400
WHEELS			
Front & rear wheel, hub, & bearings	10	1	P-1780
Hub cap & wheel cover - refer to text Group 1130			
Spare wheel & jack storage	175.2	8	P-5780

COPYRIGHT © 1975 — FORD MOTOR COMPANY — DEARBORN, MICHIGAN

INDEX

TITLE	SECTION	PAGE	ILLUS. NO.
1969			
U (BRONCO)			
BRAKES			
Brake & clutch pedals	75	6	P-4972
Drum brake system	20	8	P-4974
Brake cylinder details - front & rear	20.1	2	P-3906
Brake details - front & rear	20.1	6	P-6602
Brake master cylinder details	20.1	1	P-5518
Parking brake system	20	8	P-4974
WHEELS			
Free running hub - Dana (Spicer)	10	3	P-7799
Front hub & bearings	30	7	P-5312
Hub cap & wheel cover - refer to text Group 1130			
Jack parts	175.2	10	P-6600
Spare wheel carrier - swing away	10	2	P-6232
X (FALCON)			
BRAKES			
Brake & clutch pedals	75	10	P-6541
Disc brake system	20	11	P-5515
Brake booster installation	20	11	P-5515
Brake cylinder details - rear	20.1	2	P-3906
Brake details - disc front	20.1	10	P-6218
Brake details - drum rear	20.1	5	P-3703
Brake master cylinder details	20.1	1	P-5518
Drum brake system	20	11	P-5515
Brake booster installation	20	11	P-5515
Brake cylinder details - front & rear	20.1	2	P-3906
Brake details - front & rear	20.1	5	P-3703
Brake master cylinder details	20.1	1	P-5518
Parking brake system	20	11	P-5515
WHEELS			
Front & rear wheel, hub, & bearings	10	1	P-3118
Hub cap & wheel cover - refer to text Group 1130			
Spare wheel & jack storage - except station wagon	175.2	5	P-5211
- station wagon	175.2	6	P-5212
1970			
A (FORD)			
BRAKES			
Brake & clutch pedals	75	12	P-6724
Disc brake system	20	28	P-7500
Brake booster installation	20	28	P-7500
Brake cylinder details - rear	20.1	2	P-2284
Brake details - disc front	20.1	9	P-6219
Brake details - drum rear	20.1	4	P-3380
Brake master cylinder details	20.1	1	P-5518
Drum brake system	20	27	P-7507
Brake booster installation	20	27	P-7507
Brake cylinder details - front & rear	20.1	2	P-2284
Brake details - front & rear	20.1	4	P-3380
Brake master cylinder details	20.1	1	P-5518
Parking brake system	20	19	P-6721
WHEELS			
Front & rear wheel, hub & bearing	10	1	P-1780
Hub cap & wheel cover - refer to text Group 1130			
Spare wheel & jack storage - except model 71	175.2	12	P-7055
- model 71	175.2	13	P-7056

INDEX

1970

TITLE	SECTION	PAGE	ILLUS. NO.
B (FAIRLANE/TORINO)			
B(FALCON)FROM 1/2/70			
BRAKES			
Brake & clutch pedals	75	15	P-7306
Disc brake system	20	25	P-7308
Brake booster installation	20	25	P-7308
Brake cylinder details - rear	20.1	2	P-3906
Brake details - disc front	20.1	10	P-6218
Brake details - drum rear	20.1	5	P-3703
Brake master cylinder details	20.1	1	P-5518
Drum brake system	20	25	P-7308
Brake cylinder details - front & rear	20.1	2	P-3906
Brake details - front & rear	20.1	5	P-3703
Brake master cylinder details	20.1	1	P-5518
Parking brake system	20	26	P-7307
WHEELS			
Front & rear wheel, hub & bearings	10	1	P-3118
Hub cap & wheel cover - refer to text Group 1130			
Spare wheel jack storage - except Ranchero & station wagon	175.2	5	P-5211
- Ranchero & station wagon	175.2	6	P-5212
F (MUSTANG)			
BRAKES			
Brake & clutch pedals	75	13	P-6756
Disc brake system	20	20	P-6754
Brake booster installation	20	20	P-6754
Brake cylinder details - rear	20.1	2	P-3906
Brake details - disc front	20.1	10	P-6218
Brake details - drum rear	20.1	5	P-3703
Brake master cylinder details	20.1	1	P-5518
Drum brake system	20	20	P-6754
Brake cylinder details - front & rear	20.1	2	P-3906
Brake details - front & rear	20.1	5	P-3703
Brake master cylinder details	20.1	1	P-5518
Parking brake system	20	21	P-6755
WHEELS			
Front & rear wheel, hub & bearings	10	1	P-3118
Hub cap & wheel cover - refer to text Group 1130			
Spare wheel & jack storage	175.2	13	P-7063
P (MAVERICK)			
BRAKES			
Brake & clutch pedals	75	14	P-6883
Drum brake system	20	23	P-6881
Brake cylinder details - front & rear	20.1	2	P-3906
Brake details - front & rear	20.1	5	P-3703
Brake master cylinder details	20.1	1	P-5518
Parking brake system	20	24	P-6882
WHEELS			
Front & rear wheel, hub, & bearings	10	1	P-3118
Hub cap & wheel cover - refer to text Group 1130			
Spare wheel & jack storage	175.2	11	P-6925

 COPYRIGHT © 1975 — FORD MOTOR COMPANY — DEARBORN, MICHIGAN

INDEX

1970

S (THUNDERBIRD)

TITLE	SECTION	PAGE	ILLUS. NO.
BRAKES			
Disc brake system	20	14	P-6399
Anti-skid control system (sure track) - "Before 1/12/70"	20	29	P-7679
- "From 1/12/70"	20	30	P-7680
Brake booster installation	20	14	P-6399
Brake cylinder details - rear	20.1	2	P-3906
Brake details - disc front	20.1	9	P-6219
Brake details - drum rear	20.1	4	P-3380
Brake master cylinder details	20.1	1	P-5518
Parking brake system	20	15	P-6400
WHEELS			
Front & rear wheel, hub & bearings	10	1	P-1780
Hub cap & wheel cover - refer to text Group 1130			
Spare wheel & jack storage	175.2	8	P-5780

U (BRONCO)

BRAKES			
Brake & clutch pedals	75	6	P-4972
Drum brake system	20	8	P-4974
Brake cylinder details - front & rear	20.1	2	P-3906
Brake details - front & rear	20.1	6	P-6602
Brake master cylinder details	20.1	1	P-5518
Parking brake system	20	8	P-4974
WHEELS			
Free running hub - Dana (Spicer)	10	3	P-7799
Front hub & bearings	30	7	P-5312
Hub cap & wheel cover - refer to text Group 1130			
Jack parts	175.2	10	P-6600
Spare wheel carrier - swing away	10	2	P-6232

X (FALCON) BEFORE 1/2/70

FOR UNITS BUILT FROM 1/2/70, REFER TO B(FALCON)

BRAKES			
Brake & clutch pedals	75	10	P-6541
Disc brake system	20	11	P-5515
Brake booster installation	20	11	P-5515
Brake cylinder details - rear	20.1	2	P-3906
Brake details - disc front	20.1	10	P-6218
Brake details - drum rear	20.1	5	P-3703
Brake master cylinder details	20.1	1	P-5518
Drum brake system	20	11	P-5515
Brake booster installation	20	11	P-5515
Brake cylinder details - front & rear	20.1	2	P-3906
Brake details - front & rear	20.1	5	P-3703
Brake master cylinder details	20.1	1	P-5518
Parking brake system	20	11	P-5515
WHEELS			
Front & rear wheel, hub & bearings	10	1	P-3118
Hub cap & wheel cover - refer to text Group 1130			
Spare wheel & jack storage - except station wagon	175.2	5	P-5211
- station wagon	175.2	6	P-5212

INDEX

TITLE	SECTION	PAGE	ILL. NO.
1971			
A (FORD)			
BRAKES			
Brake & clutch pedals	75	12	P-6724
Disc brake system	20	28	P-7500
Brake booster installation	20	28	P-7500
Brake cylinder details - rear	20.1	2	P-2284
Brake details - disc front	20.1	9	P-6219
Brake details - drum rear	20.1	4	P-3380
Brake master cylinder details	20.1	1	P-5518
Drum brake system	20	27	P-7507
Brake booster installation	20	27	P-7507
Brake cylinder details - front & rear	20.1	2	P-2284
Brake details - front & rear	20.1	4	P-3380
Brake master cylinder details	20.1	1	P-5518
Parking brake system	20	19	P-6721
WHEELS			
Front & rear wheel, hub & bearing	10	1	P-1780
Hub cap & wheel cover - refer to text Group 1130			
Spare wheel & jack storage - except model 71	175.2	12	P-7055
- model 71	175.2	13	P-7056
B (TORINO)			
BRAKES			
Brake & clutch pedals	75	15	P-7306
Disc brake system	20	25	P-7308
Brake booster installation	20	25	P-7308
Brake cylinder details - rear	20.1	2	P-3906
Brake details - disc front	20.1	10	P-6218
Brake details - drum rear	20.1	5	P-3703
Brake master cylinder details	20.1	1	P-5518
Drum brake system	20	25	P-7308
Brake cylinder details - front & rear	20.1	2	P-3906
Brake details - front & rear	20.1	5	P-3703
Brake master cylinder details	20.1	1	P-5518
Parking brake system	20	26	P-7307
WHEELS			
Front & rear wheel, hub & bearings	10	1	P-3118
Hub cap & wheel cover - refer to text Group 1130			
Spare wheel jack storage - except Ranchero & station wagon	175.2	5	P-5211
- Ranchero & station wagon	175.2	6	P-5212
F (MUSTANG)			
BRAKES			
Brake & clutch pedals	75	16	P-8144
Disc brake system	20	34	P-8141
Brake booster installation	20	34	P-8141
Brake cylinder details - rear	20.1	2	P-3906
Brake details - disc front	20.1	10	P-6218
Brake details - drum rear	20.1	5	P-3703
Brake master cylinder details	20.1	1	P-5518
Drum brake system	20	36	P-8142
Brake cylinder details - front & rear	20.1	2	P-3906
Brake details - front & rear	20.1	5	P-3703
Brake master cylinder details	20.1	1	P-5518
Parking brake system	20	35	P-8143
WHEELS			
Front & rear wheel, hub & bearings	10	1	P-3118
Hub cap & wheel cover - refer to text Group 1130			
Spare wheel & jack storage	175.2	13	P-7063

 COPYRIGHT © 1975 — FORD MOTOR COMPANY — DEARBORN, MICHIGAN

INDEX

TITLE	SECTION	PAGE	ILLUS. NO.
1971			
L (PINTO)			
BRAKES			
Brake and clutch pedals	75	17	P-7933
Disc brake system	20	31	P-7934
Brake cylinder details - rear	20.1	2	P-3906
Brake details - disc front	20.1	11	P-7937
Brake details - drum rear	20.1	5	P-3703
Brake master cylinder details	20.1	1	P-5518
Drum brake system	20	31	P-7934
Brake cylinder details - front & rear	20.1	2	P-3906
Brake details - front & rear	20.1	5	P-3703
Brake master cylinder details	20.1	1	P-5518
Parking brake system	20	32	P-8064
WHEELS			
Front & rear wheel, hub & bearings	10	1	P-3118
Hub cap & wheel cover - Refer to text Group 1130			
Spare wheel and jack storage	175.2	11	P-8407
P (MAVERICK)			
BRAKES			
Brake & clutch pedals	75	14	P-8822
Drum brake system	20	23	P-6881
Brake cylinder details - front & rear	20.1	2	P-3906
Brake details - front & rear	20.1	5	P-3703
Brake master cylinder details	20.1	1	P-5518
Parking brake system	20	24	P-6882
WHEELS			
Front & rear wheel, hub, & bearings	10	1	P-3118
Hub cap & wheel cover - refer to text Group 1130			
S (THUNDERBIRD)			
BRAKES			
Disc brake system	20	33	P-8145
Anti-skid control system (sure track)	20	30	P-7680
Brake booster installation	20	33	P-8145
Brake cylinder details - rear	20.1	2	P-3906
Brake details - disc front	20.1	9	P-6219
Brake details - drum rear	20.1	4	P-3380
Brake master cylinder details	20.1	1	P-5518
Parking brake system	20	15	P-6400
WHEELS			
Front & rear wheel, hub & bearings	10	1	P-1780
Hub cap & wheel cover - refer to text Group 1130			
Spare wheel & jack storage	175.2	8	P-5780
U (BRONCO)			
BRAKES			
Brake & clutch pedals	75	6	P-4972
Drum brake system	20	44	P-10475
Brake cylinder details - front & rear	20.1	2	P-3906
Brake details - front & rear	20.1	6	P-6602
Brake master cylinder details	20.1	1	P-5518
Parking brake system	20	32	P-10474
WHEELS			
Free running hub - Dana (Spicer)	10	3	P-7799
Front hub & bearings	30	7	P-5312
Hub cap & wheel cover - refer to text Group 1130			
Jack parts	175.2	10	P-6600
Spare wheel carrier - swing away	10	2	P-6232

INDEX

TITLE	SECTION	PAGE	ILLUS. NO.
1972			
A (FORD)			
BRAKES			
Disc brake system	20	43	P-8944
Brake booster installation	20	43	P-8944
Brake cylinder details - rear	20.1	2	P-2284
Brake details - disc front	20.1	9	P-6219
Brake details - drum rear	20.1	4	P-3380
Brake master cylinder details	20.1	1	P-5518
Drum brake system	20	27	P-7507
Brake booster installation	20	27	P-7507
Brake cylinder details - front & rear	20.1	2	P-2284
Brake details - front & rear	20.1	4	P-3380
Brake master cylinder details	20.1	1	P-5518
Parking brake system	20	19	P-6721
WHEELS			
Front & rear wheel, hub & bearing	10	1	P-1780
Hub cap & wheel cover - refer to text Group 1130			
Spare wheel & jack storage - except model 71	175.2	12	P-7055
- model 71	175.2	13	P-7056
B (TORINO)			
BRAKES			
Brake & clutch pedals	75	18	P-8812
Disc brake system	20	39	P-8811
Brake booster installation	20	39	P-8811
Brake cylinder details - rear	20.1	2	P-3906
Brake details - disc front	20.1	12	P-8754
Brake details - drum rear	20.1	5	P-3703
Brake master cylinder details	20.1	1	P-5518
Parking brake system	20	37	P-8584
WHEELS			
Front & rear wheel, hub & bearings	10	1	P-3118
Hub cap & wheel cover - refer to text Group 1130			
Spare wheel & jack storage - except Ranchero & Station wagon	175.2	14	P-9975
- Ranchero	175.2	15	P-9976
- Station Wagon	175.2	14	P-9974
F (MUSTANG)			
BRAKES			
Brake & clutch pedals	75	16	P-8144
Disc brake system	20	34	P-8141
Brake booster installation	20	34	P-8141
Brake cylinder details - rear	20.1	2	P-3906
Brake details - disc front	20.1	10	P-6218
Brake details - drum rear	20.1	5	P-3703
Brake master cylinder details	20.1	1	P-5518
Drum brake system	20	36	P-8142
Brake cylinder details - front & rear	20.1	2	P-3906
Brake details - front & rear	20.1	5	P-3703
Brake master cylinder details	20.1	1	P-5518
Parking brake system	20	35	P-8143
WHEELS			
Front & rear wheel, hub & bearings	10	1	P-3118
Hub cap & wheel cover - refer to text Group 1130			
Spare wheel & jack storage	175.2	13	P-7063

COPYRIGHT © 1975 — FORD MOTOR COMPANY — DEARBORN, MICHIGAN

INDEX

TITLE	SECTION	F	ILLUS. NO.

1972

L (PINTO)

BRAKES			
Brake and clutch pedals	75	17	P-7933
Disc brake system	20	31	P-7934
Brake cylinder details - rear	20.1	2	P-3906
Brake details - disc front	20.1	11	P-7937
Brake details - drum rear	20.1	5	P-3703
Brake master cylinder details	20.1	1	P-5518
Drum brake system	20	31	P-7934
Brake cylinder details - front & rear	20.1	2	P-3906
Brake details - front & rear	20.1	5	P-3703
Brake master cylinder details	20.1	1	P-5518
Parking brake system	20	32	P-8064
WHEELS			
Front & rear wheel, hub & bearings	10	1	P-3118
Hub cap & wheel cover - Refer to text Group 1130			
Spare wheel and jack storage	175.2	11	P-8407

P (MAVERICK)

BRAKES			
Brake & clutch pedals	75	14	P-8822
Drum brake system	20	40	P-8813
Brake cylinder details - front & rear	20.1	2	P-3906
Brake details - front & rear	20.1	5	P-3703
Brake master cylinder details	20.1	1	P-5518
Parking brake system	20	24	P-6882
WHEELS			
Front & rear wheel, hub & bearings	10	1	P-3118
Hub cap & wheel cover - refer to text Group 1130			
Spare wheel & jack storage	175.2	11	P-6925

S (THUNDERBIRD)

BRAKES			
Disc brake system	20	42	P-8819
Anti-skid control system (Sure-track)	20	41	P-8820
Brake booster installation	20	42	P-8819
Brake cylinder details - rear	20.1	2	P-3906
Brake details - disc front	20.1	12	P-8754
Brake details - drum rear	20.1	4	P-3380
Brake master cylinder details	20.1	1	P-5518
Parking brake system	20	38	P-8882
WHEELS			
Front & rear wheel, hub & bearings	10	1	P-1780
Hub cap & wheel cover - refer to text Group 1130			
Spare wheel & jack storage	175.2	15	P-9973

U (BRONCO)

BRAKES			
Brake & clutch pedals	75	6	P-4972
Drum brake system	20	44	P-10475
Brake cylinder details - front & rear	20.1	2	P-3906
Brake details - front & rear	20.1	6	P-6602
Brake master cylinder details	20.1	1	P-5518
Parking brake system	20	32	P-10474
WHEELS			
Free running hub - Dana (Spicer)	10	3	P-7799
Front hub & bearings	30	10	P-8317
Hub cap & wheel cover - refer to text Group 1130			
Jack parts	175.2	10	P-6600
Spare wheel carrier - swing away	10	2	P-6232

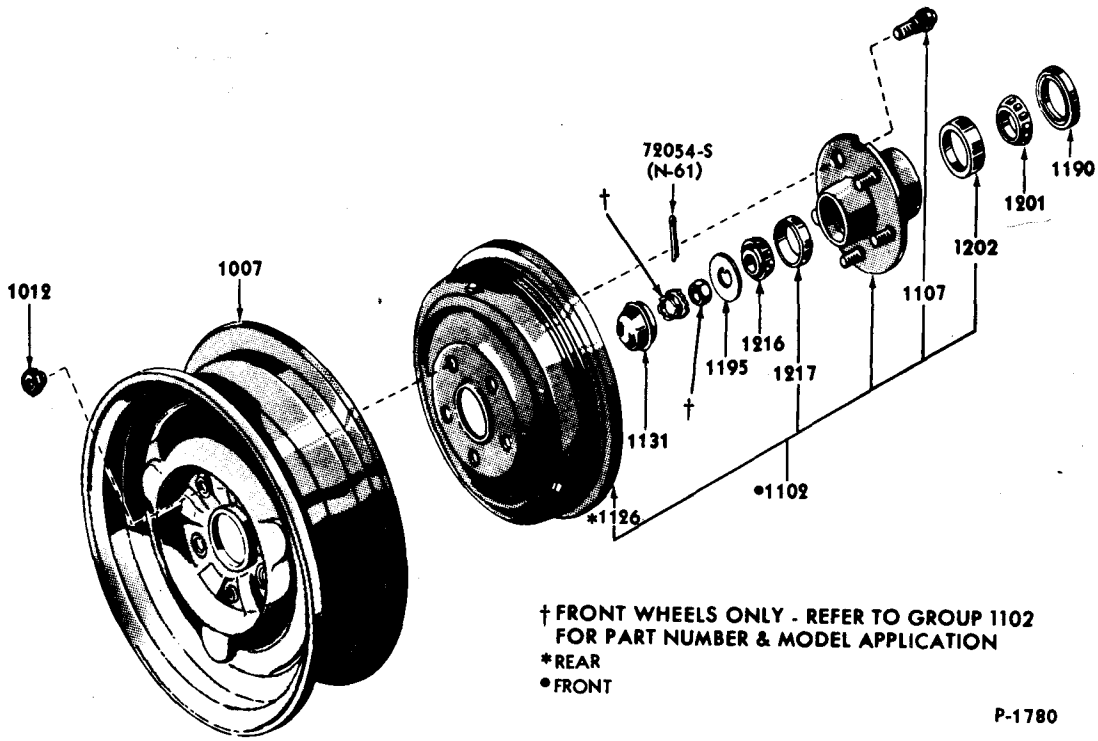

FRONT & REAR WHEEL, HUB, & BEARINGS - TYPICAL
1965/72 FORD, THUNDERBIRD

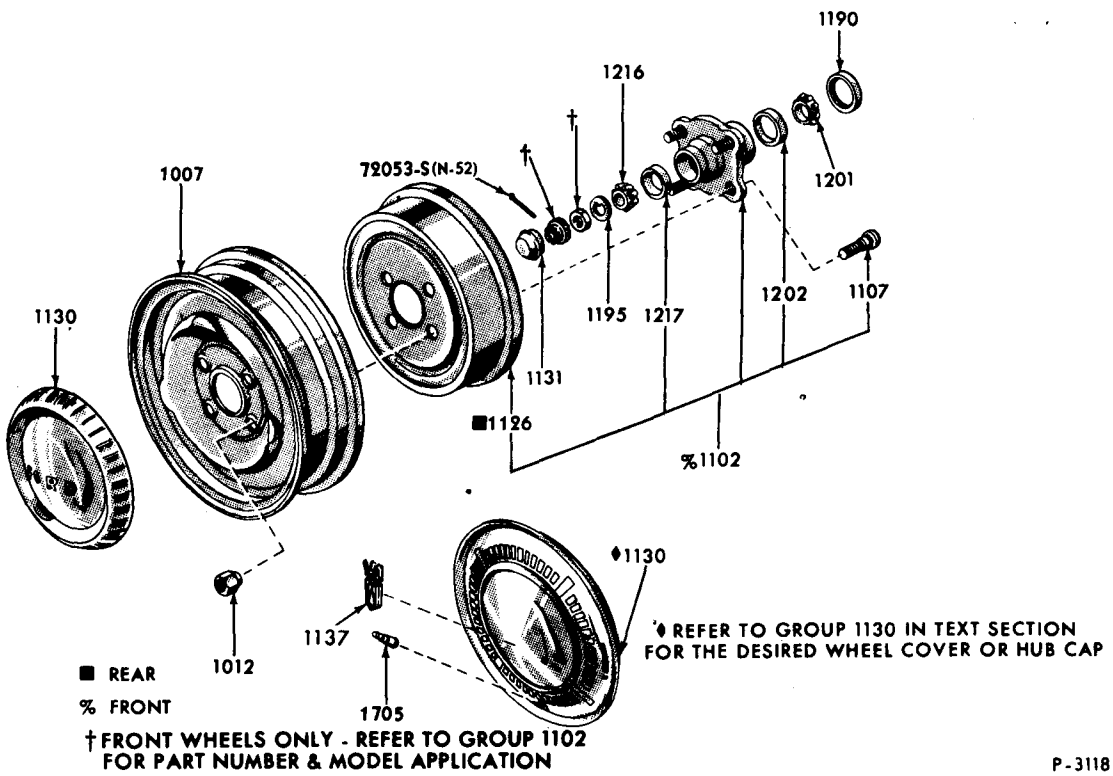

FRONT & REAR WHEEL, HUB, & BEARINGS - TYPICAL
1965/72 FAIRLANE/TORINO, FALCON, MAVERICK, MUSTANG 1971 PINTO

COPYRIGHT © 1975 — FORD MOTOR COMPANY — DEARBORN, MICHIGAN

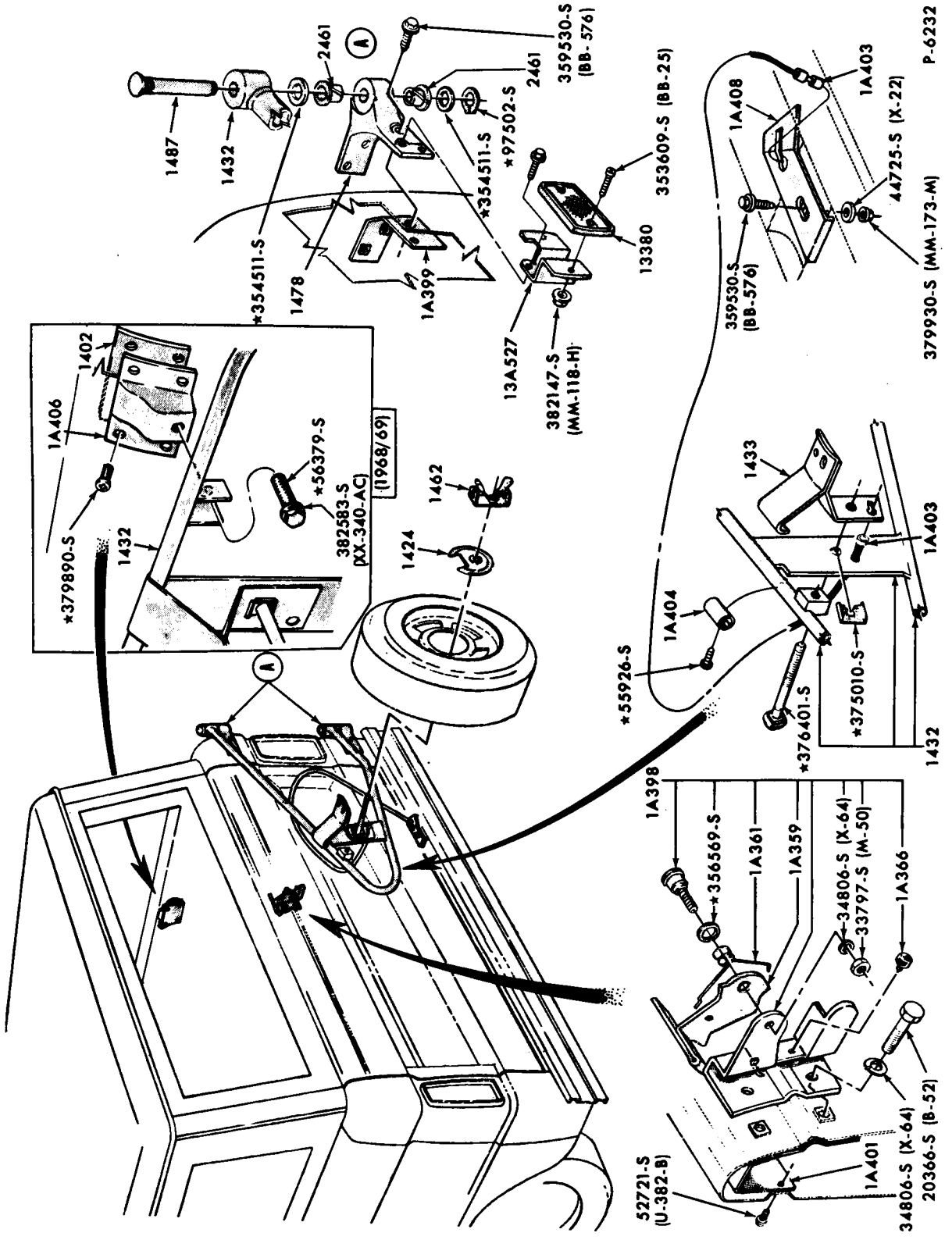

SPARE WHEEL CARRIER (SWING AWAY)
1968/72 BRONCO

P-7799

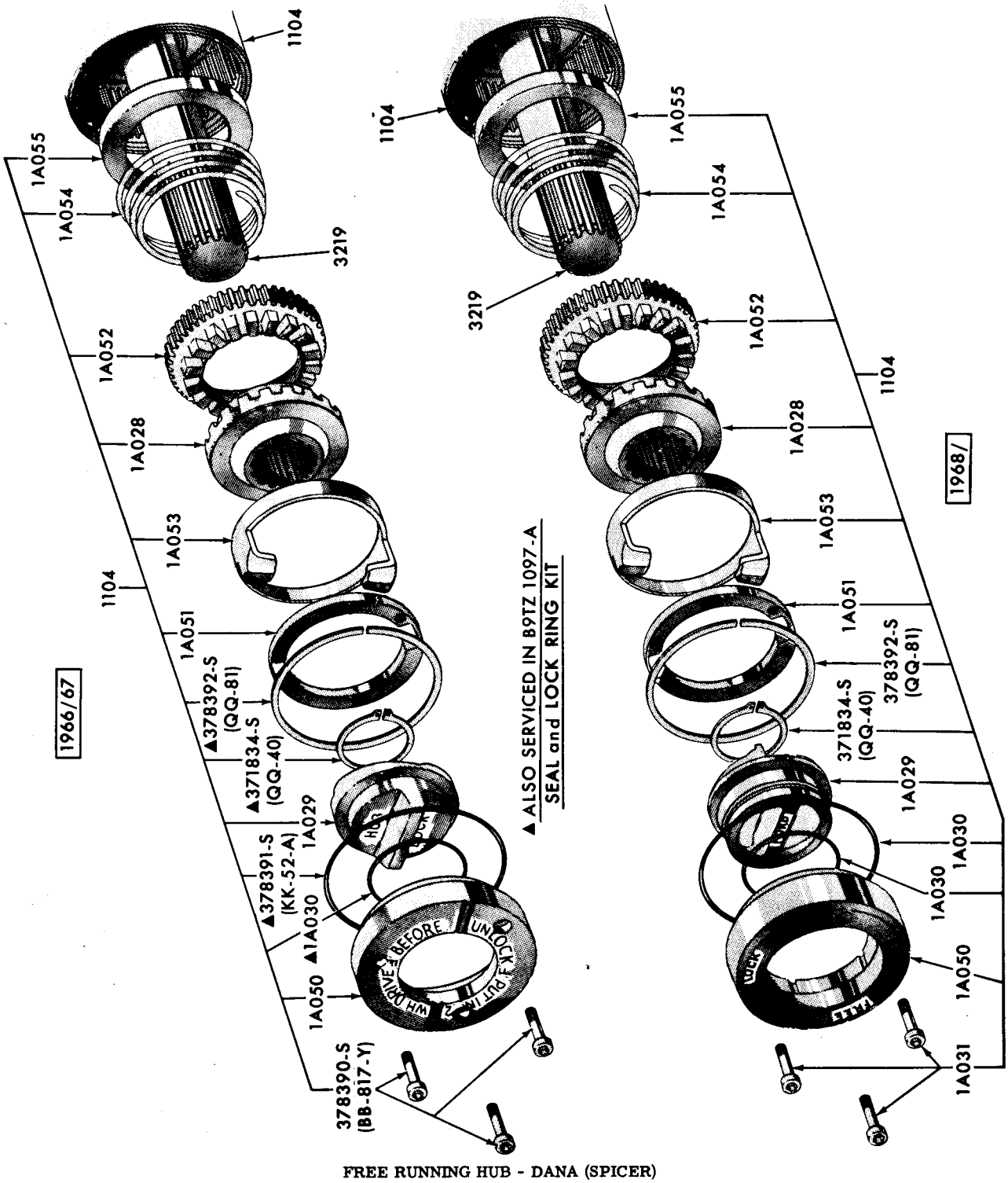

FREE RUNNING HUB - DANA (SPICER)
1966/72 BRONCO

COPYRIGHT © 1975 — FORD MOTOR COMPANY — DEARBORN, MICHIGAN

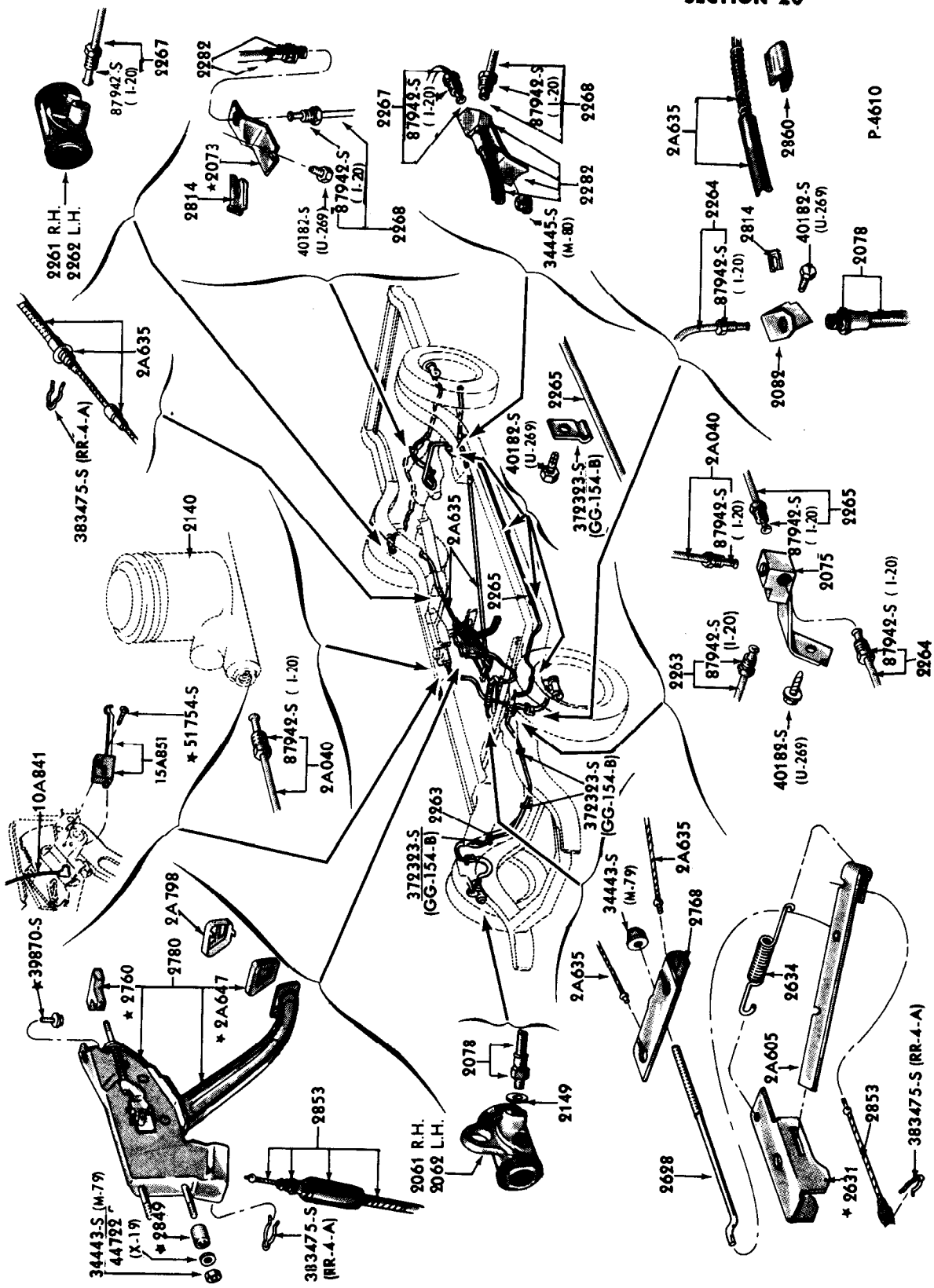

DRUM & PARKING BRAKE SYSTEMS
1965/66 FORD

COPYRIGHT © 1975 — FORD MOTOR COMPANY — DEARBORN, MICHIGAN

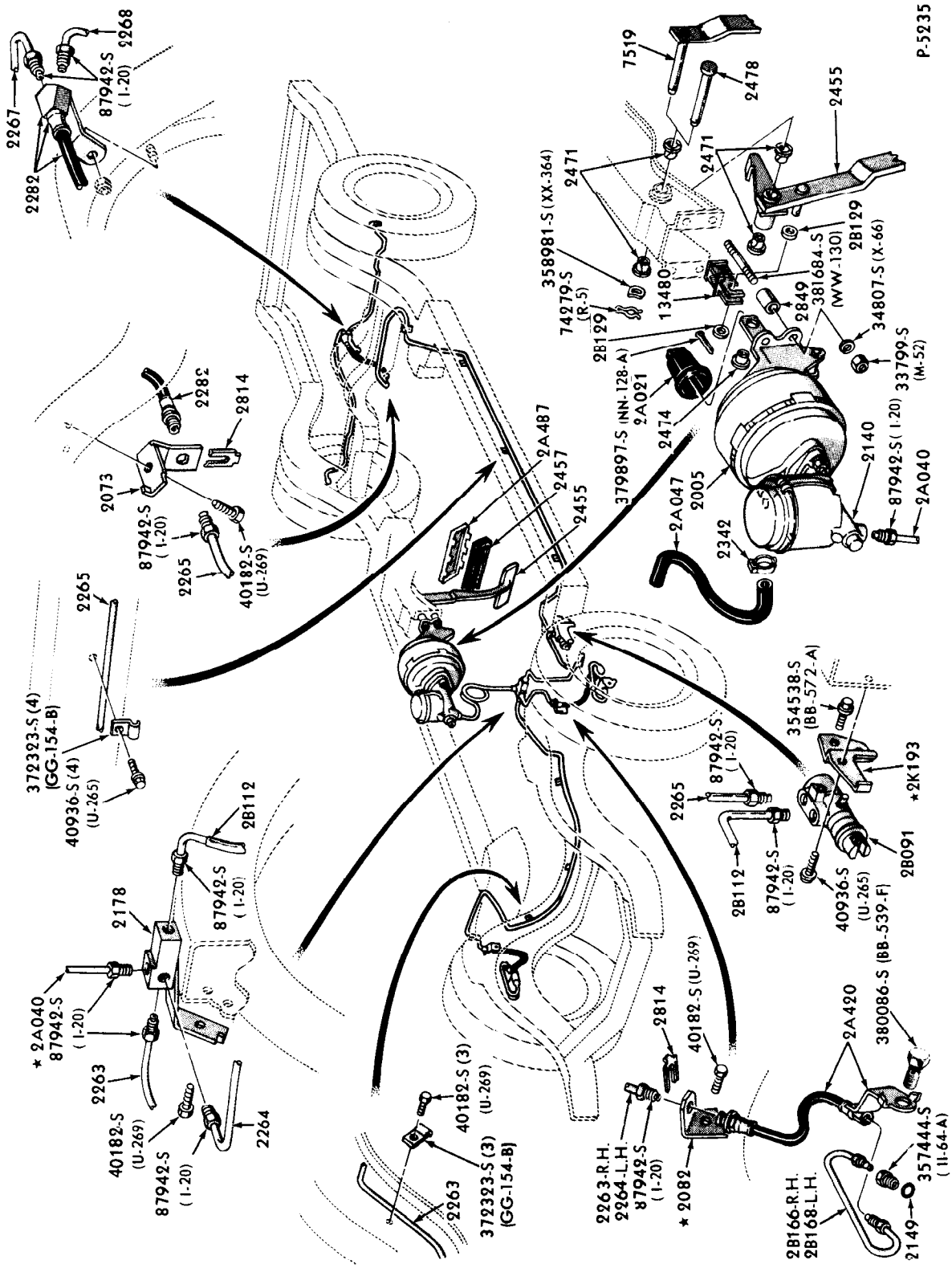

DISC BRAKE SYSTEM
1966 FORD

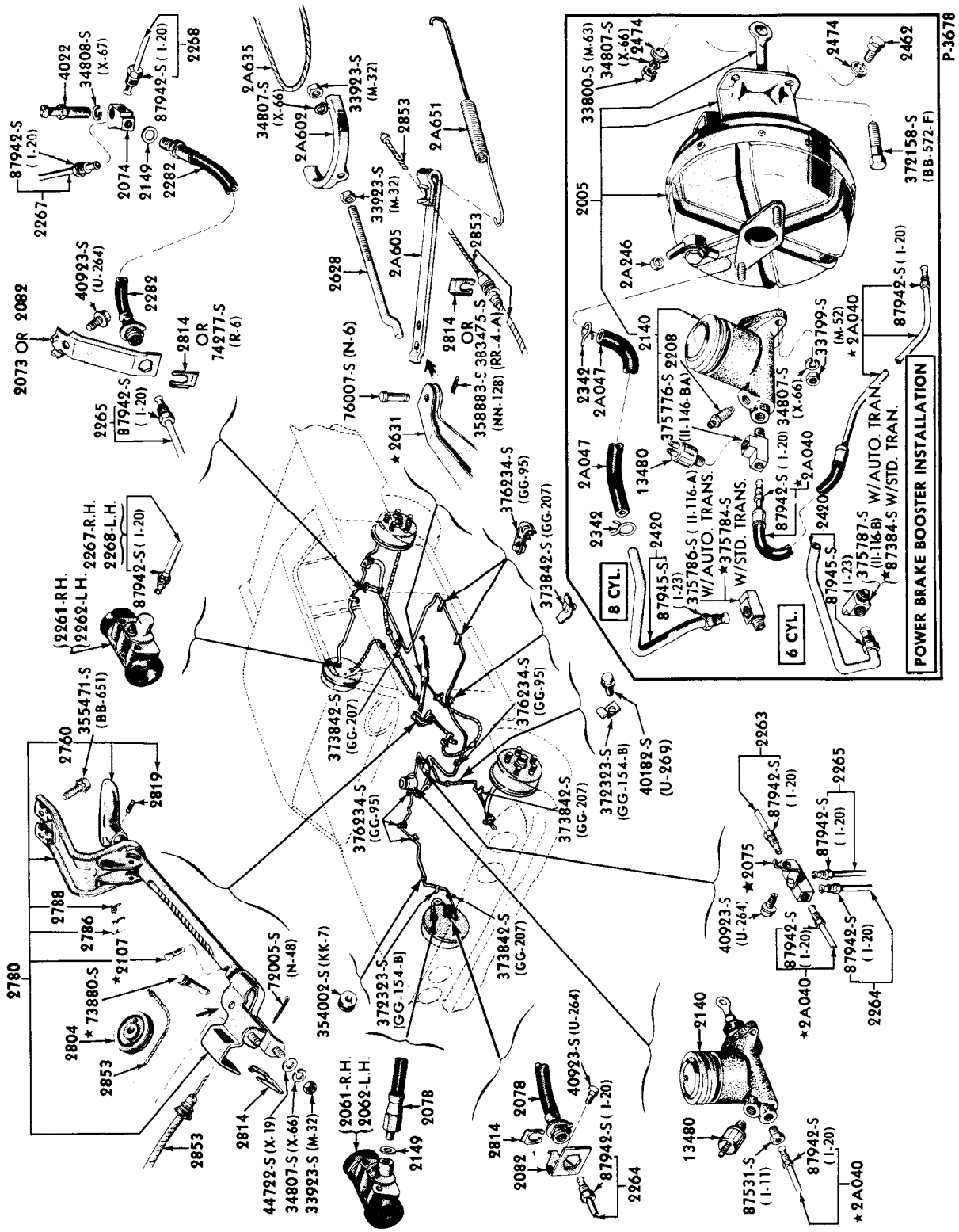

DRUM & PARKING BRAKE SYSTEMS
1965 FAIRLANE

COPYRIGHT © 1975 — FORD MOTOR COMPANY — DEARBORN, MICHIGAN

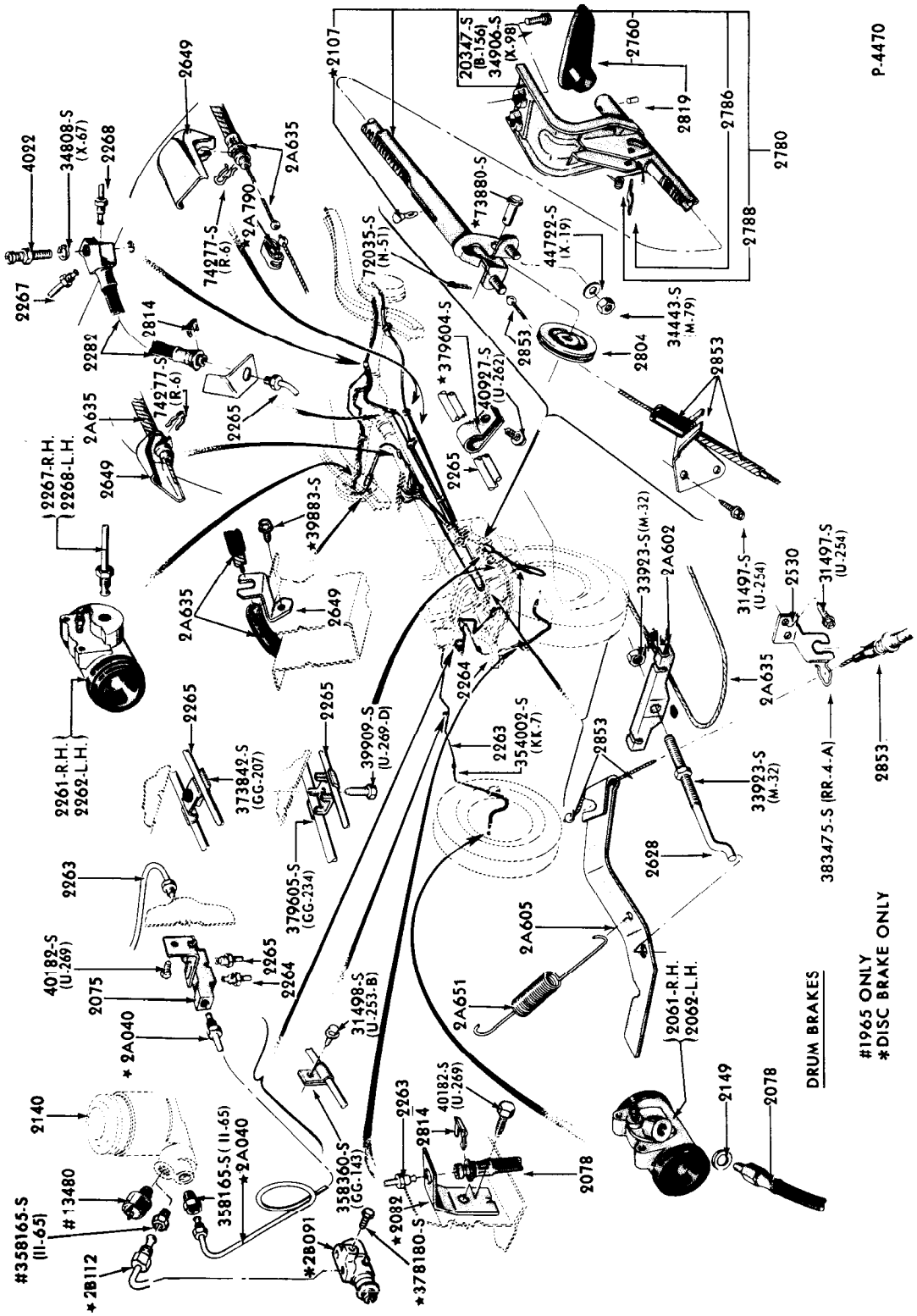

DISC, DRUM & PARKING BRAKE SYSTEMS
1965/66 MUSTANG

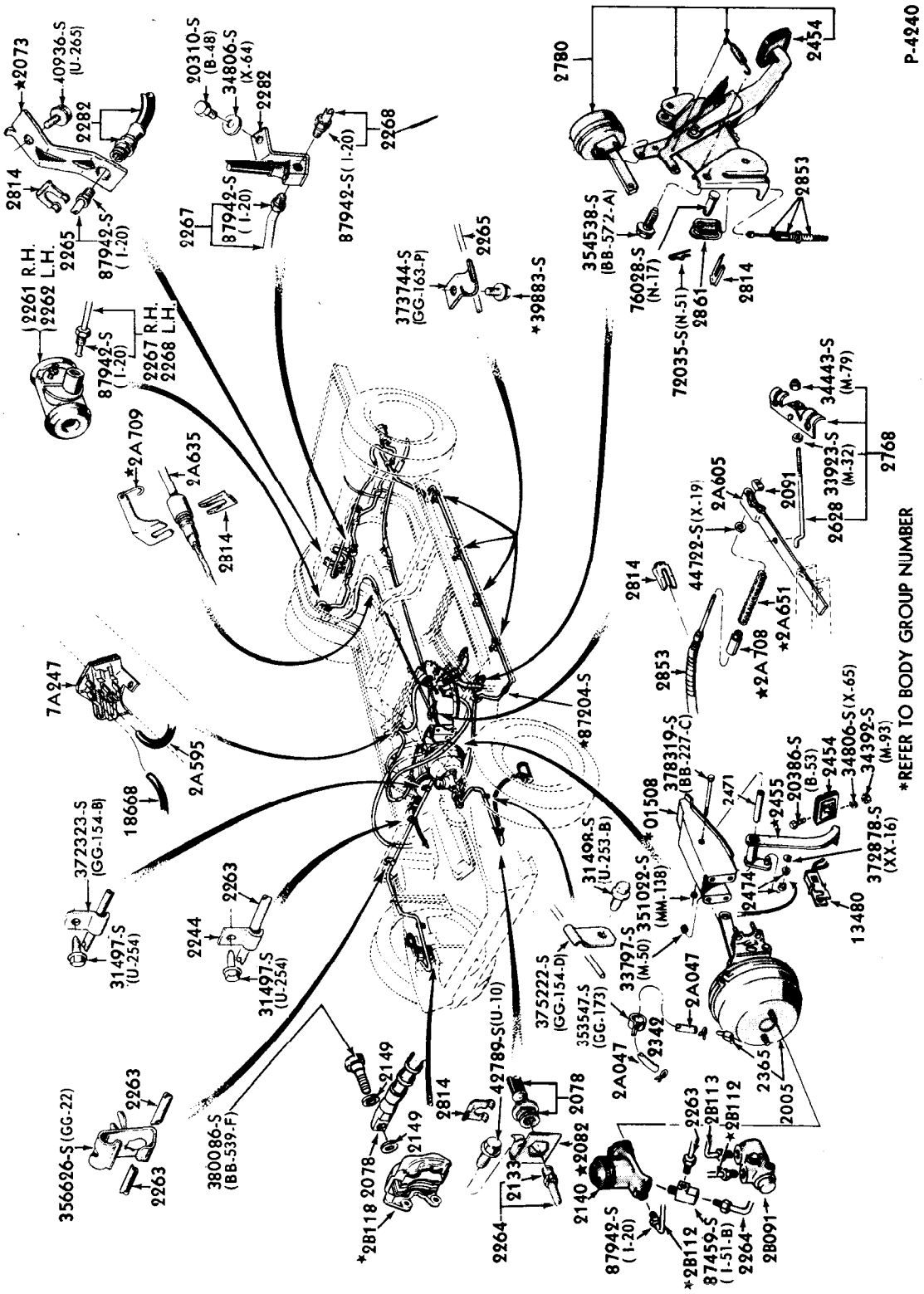

COPYRIGHT © 1975 — FORD MOTOR COMPANY — DEARBORN, MICHIGAN

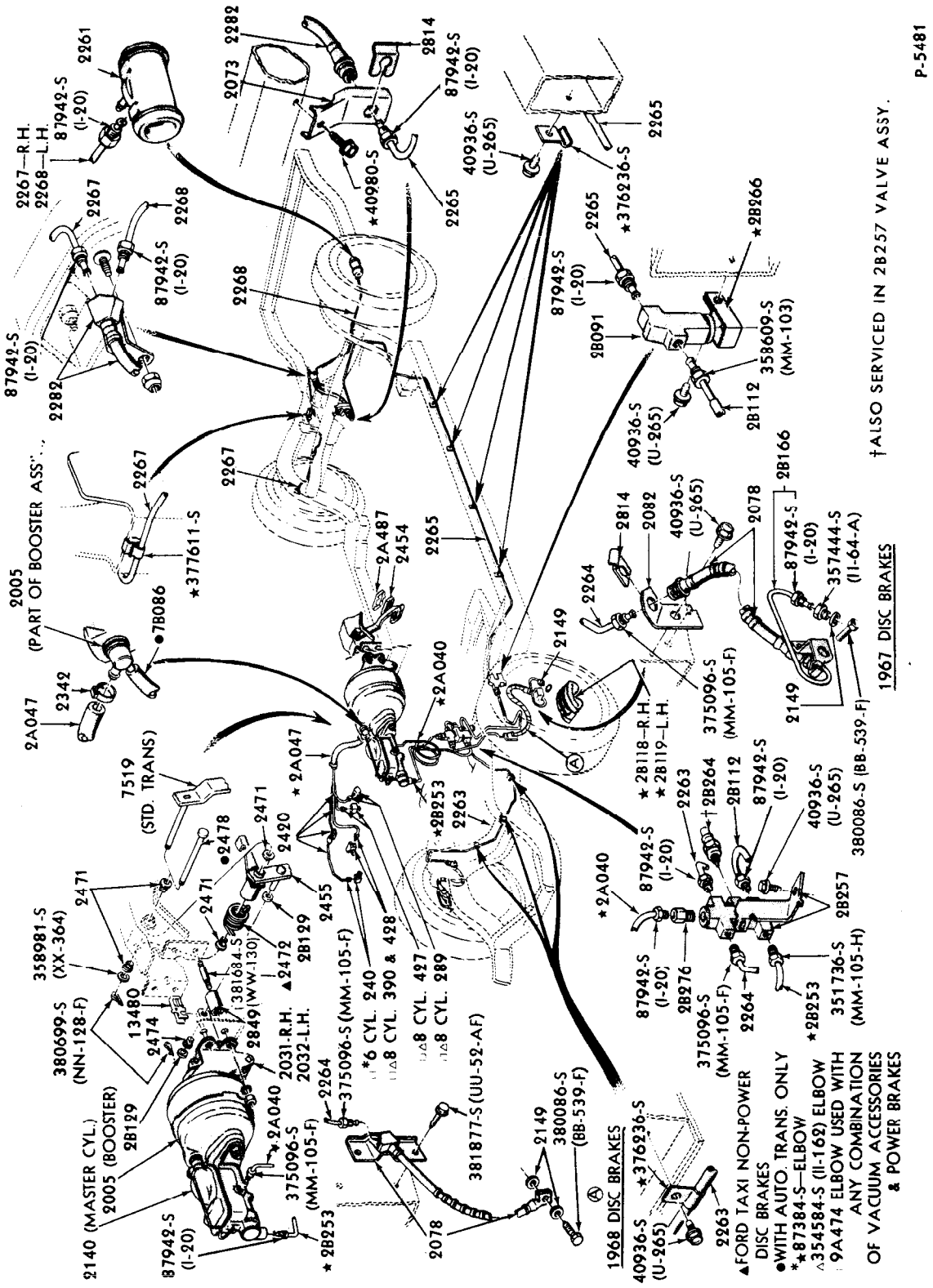

DISC BRAKE SYSTEM
1967/68 FORD

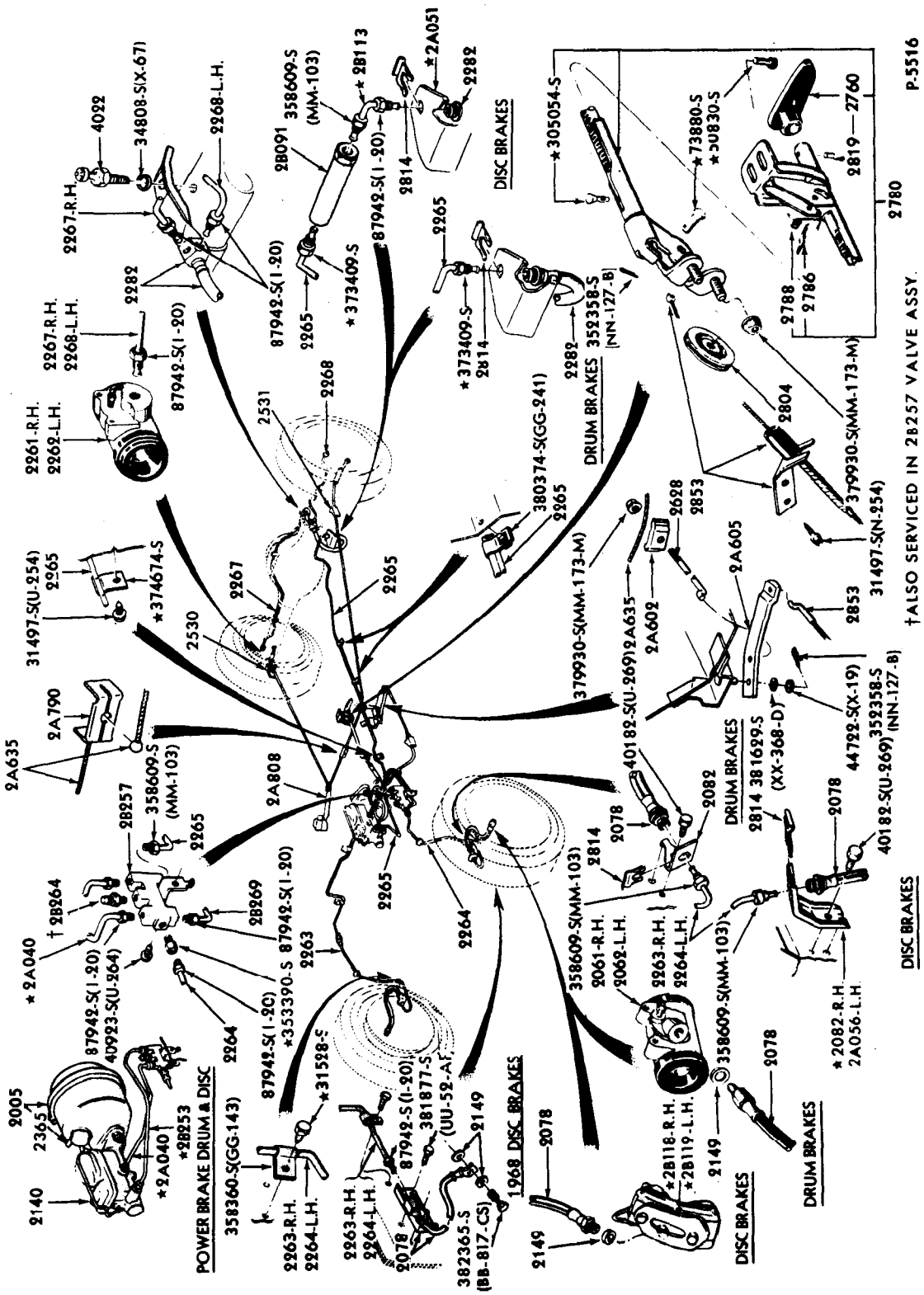

DISC, DRUM & PARKING BRAKE SYSTEMS
1967/68 MUSTANG

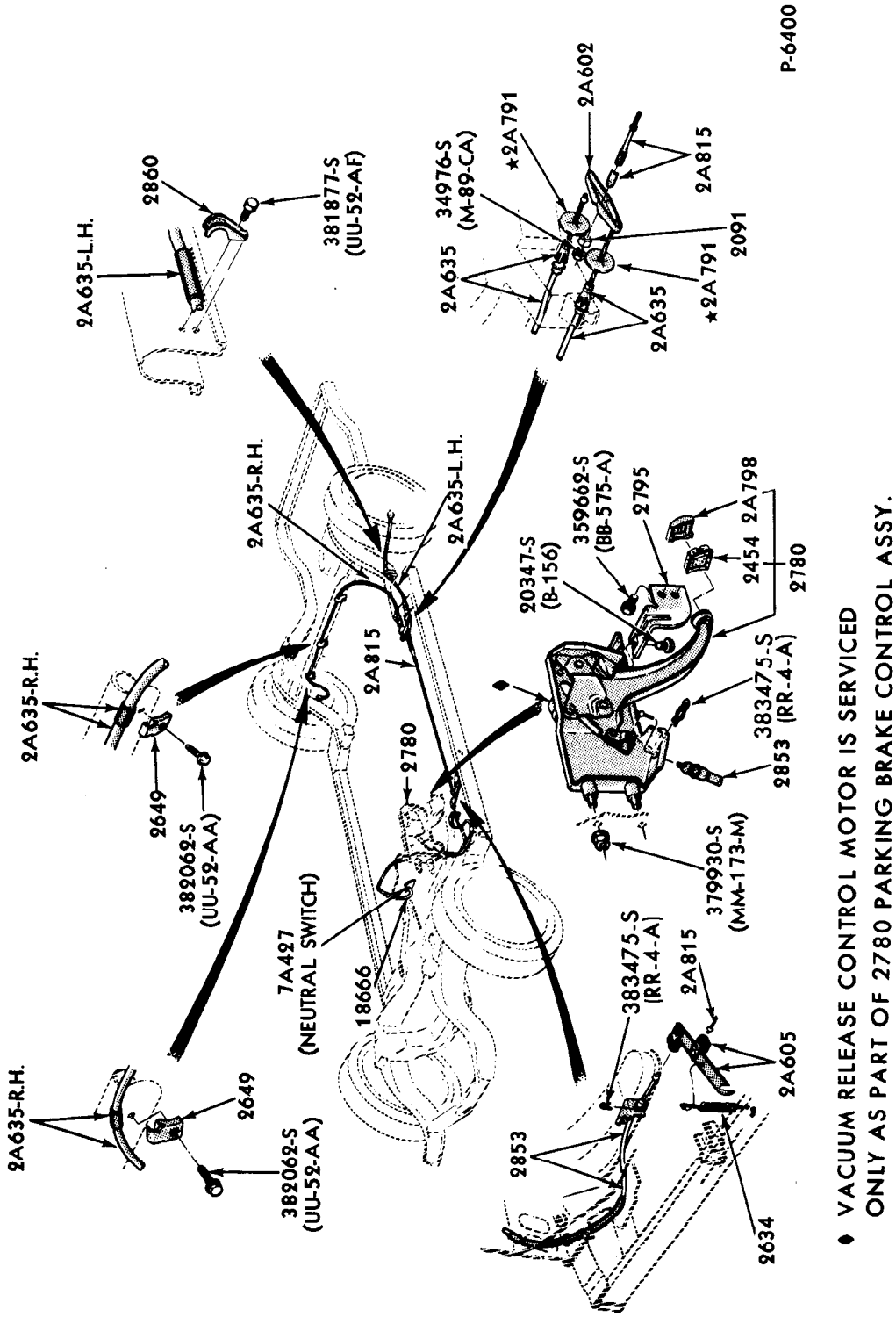

PARKING BRAKE SYSTEM
1968/71 THUNDERBIRD

COPYRIGHT © 1975 — FORD MOTOR COMPANY — DEARBORN, MICHIGAN

ILLUSTRATION SECTION 20

FORD CAR PARTS

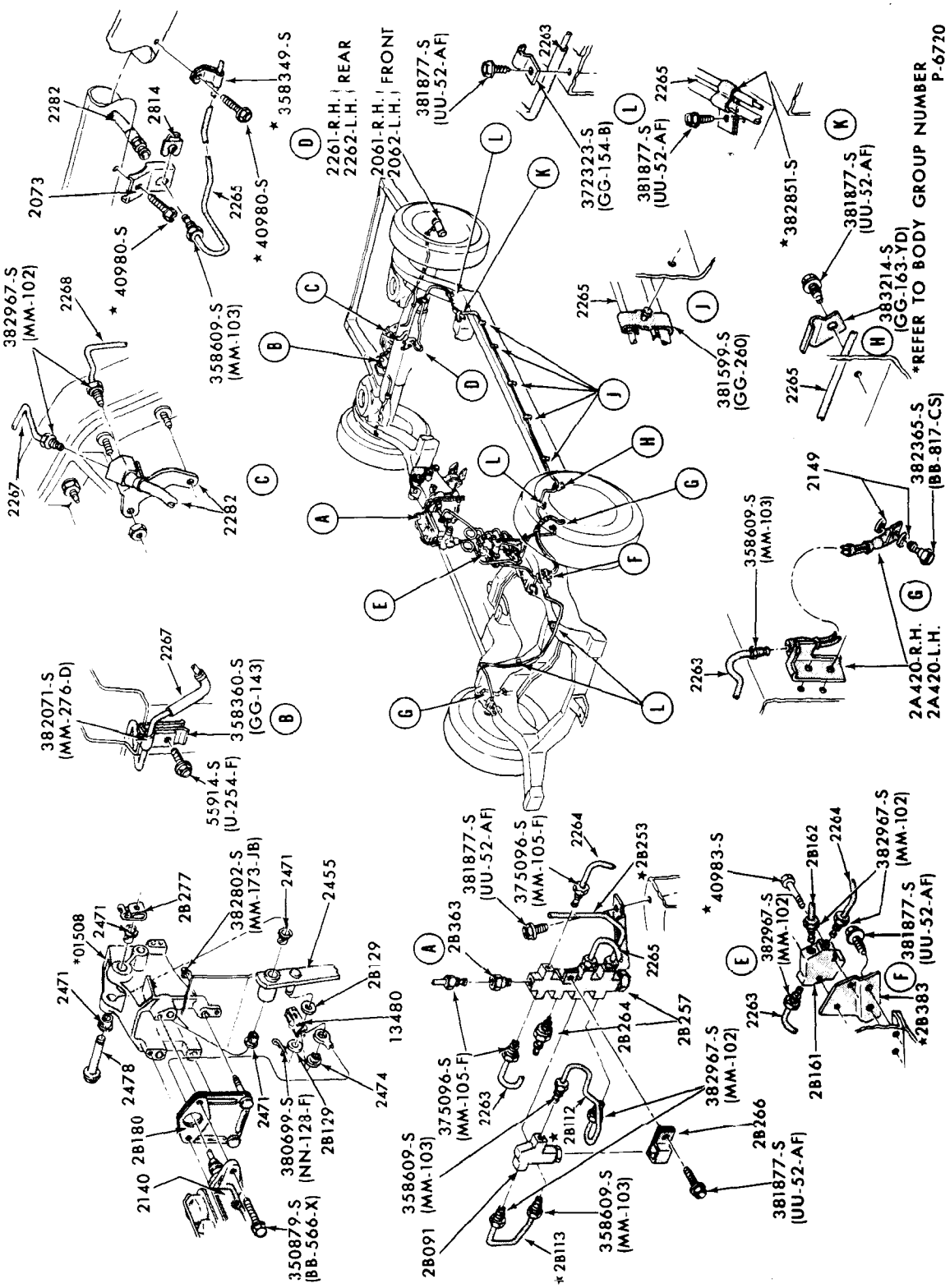

DISC BRAKE (NON - POWER) SYSTEM
1969 FORD - NEW YORK TAXI

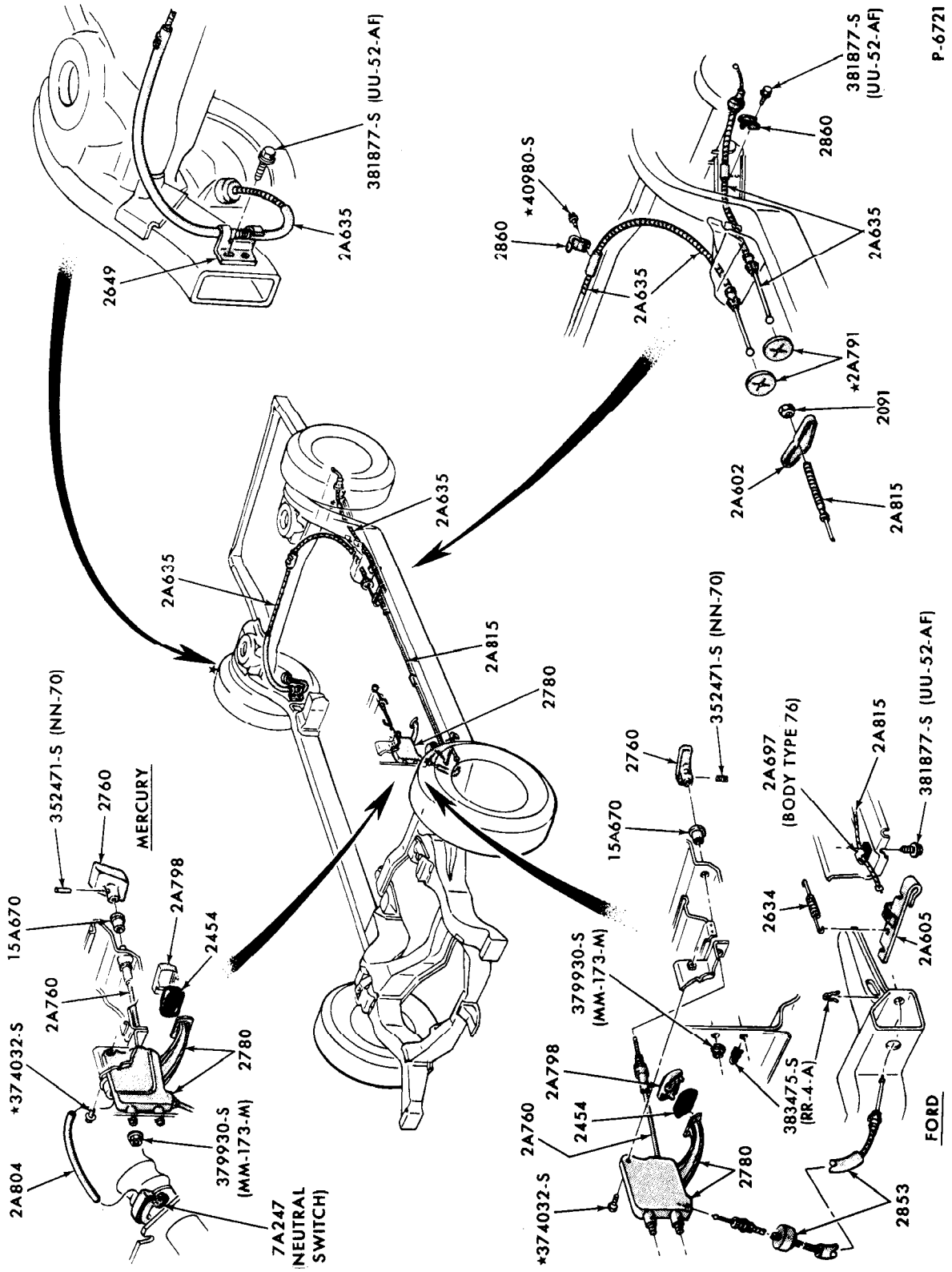

PARKING BRAKE SYSTEM
1969/72 FORD

COPYRIGHT © 1975 — FORD MOTOR COMPANY — DEARBORN, MICHIGAN

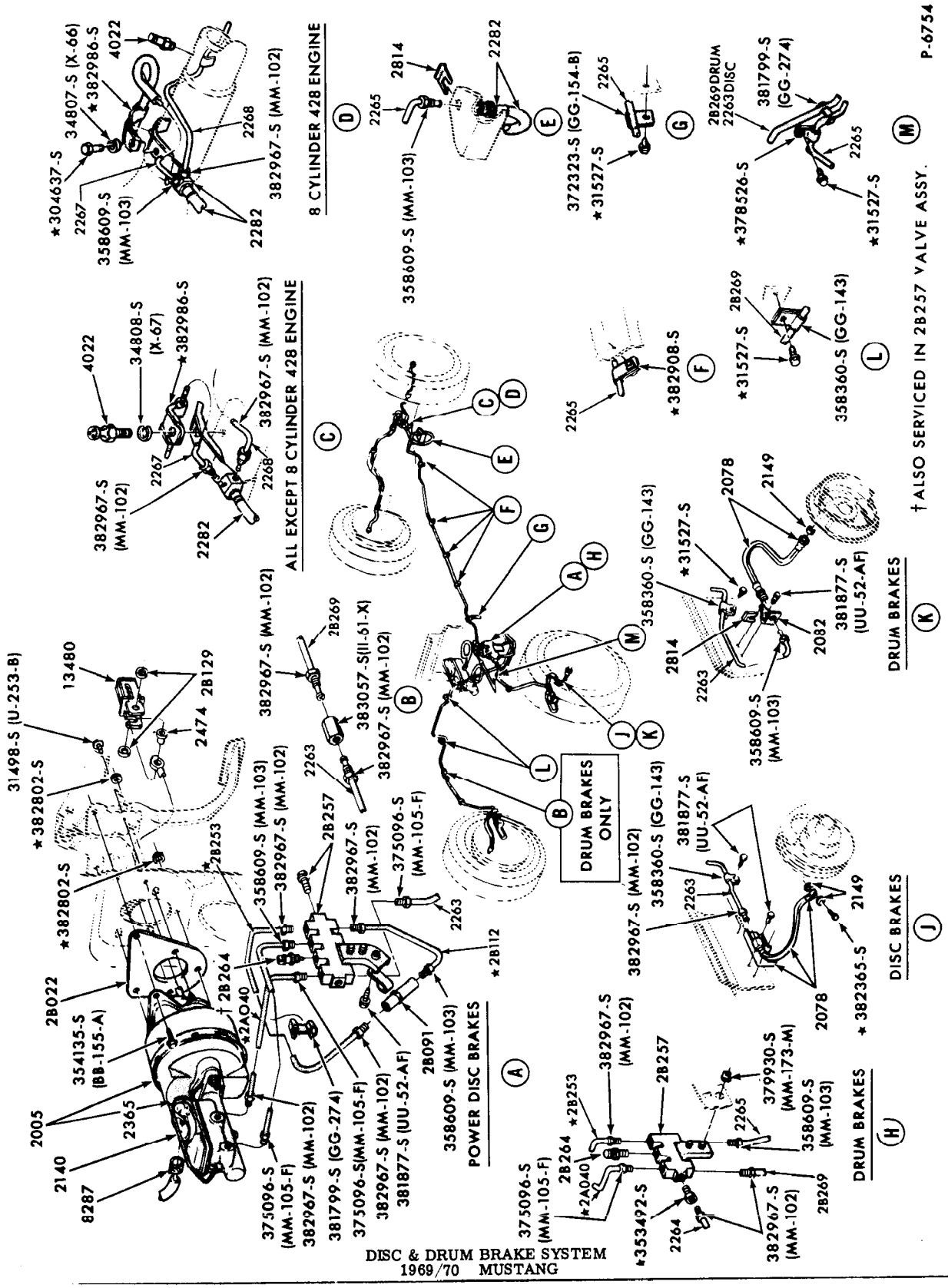

DISC & DRUM BRAKE SYSTEM
1969/70 MUSTANG

P-6881

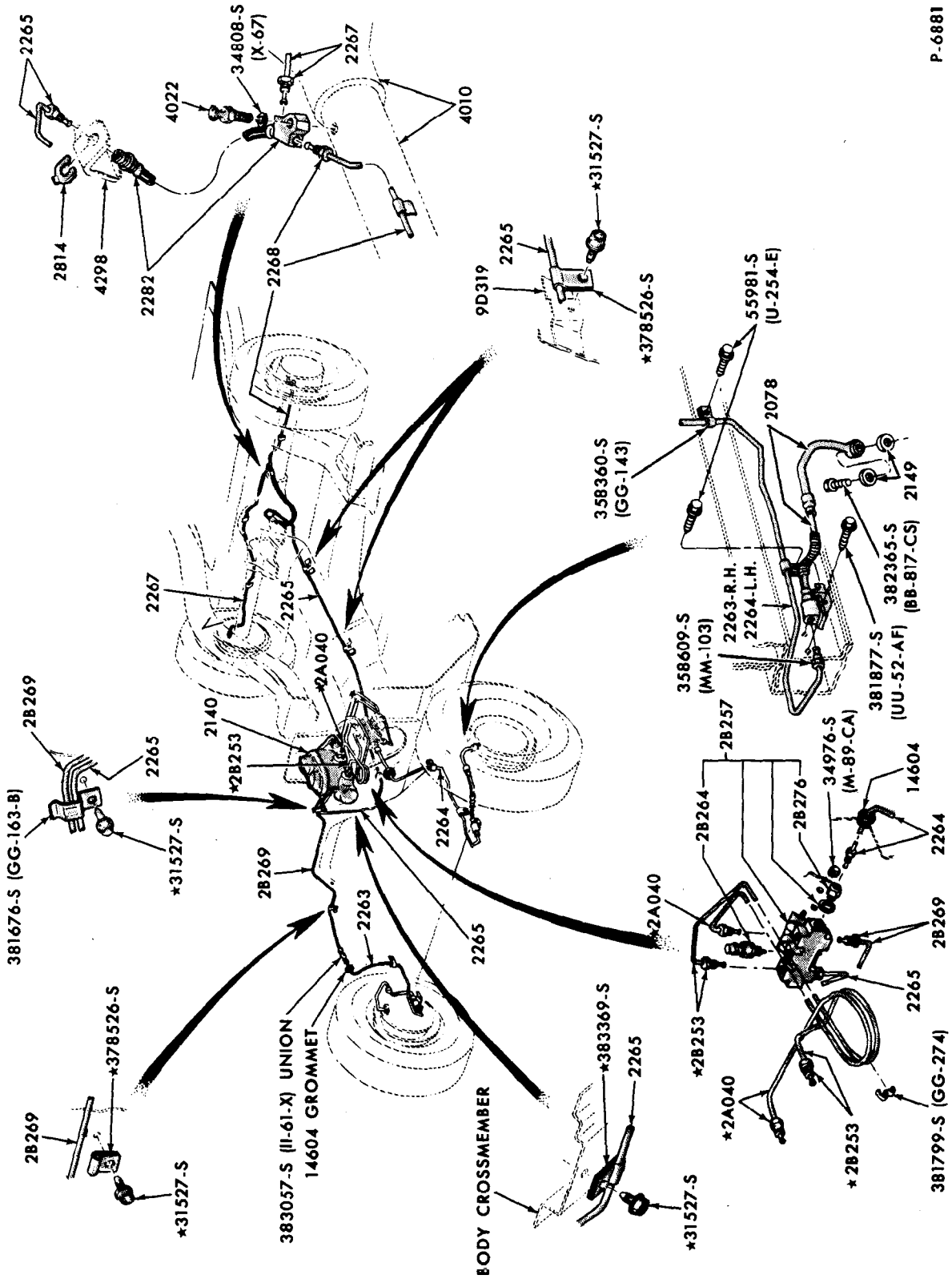

DRUM BRAKE SYSTEM
1970/71 MAVERICK

COPYRIGHT © 1975— FORD MOTOR COMPANY —DEARBORN, MICHIGAN

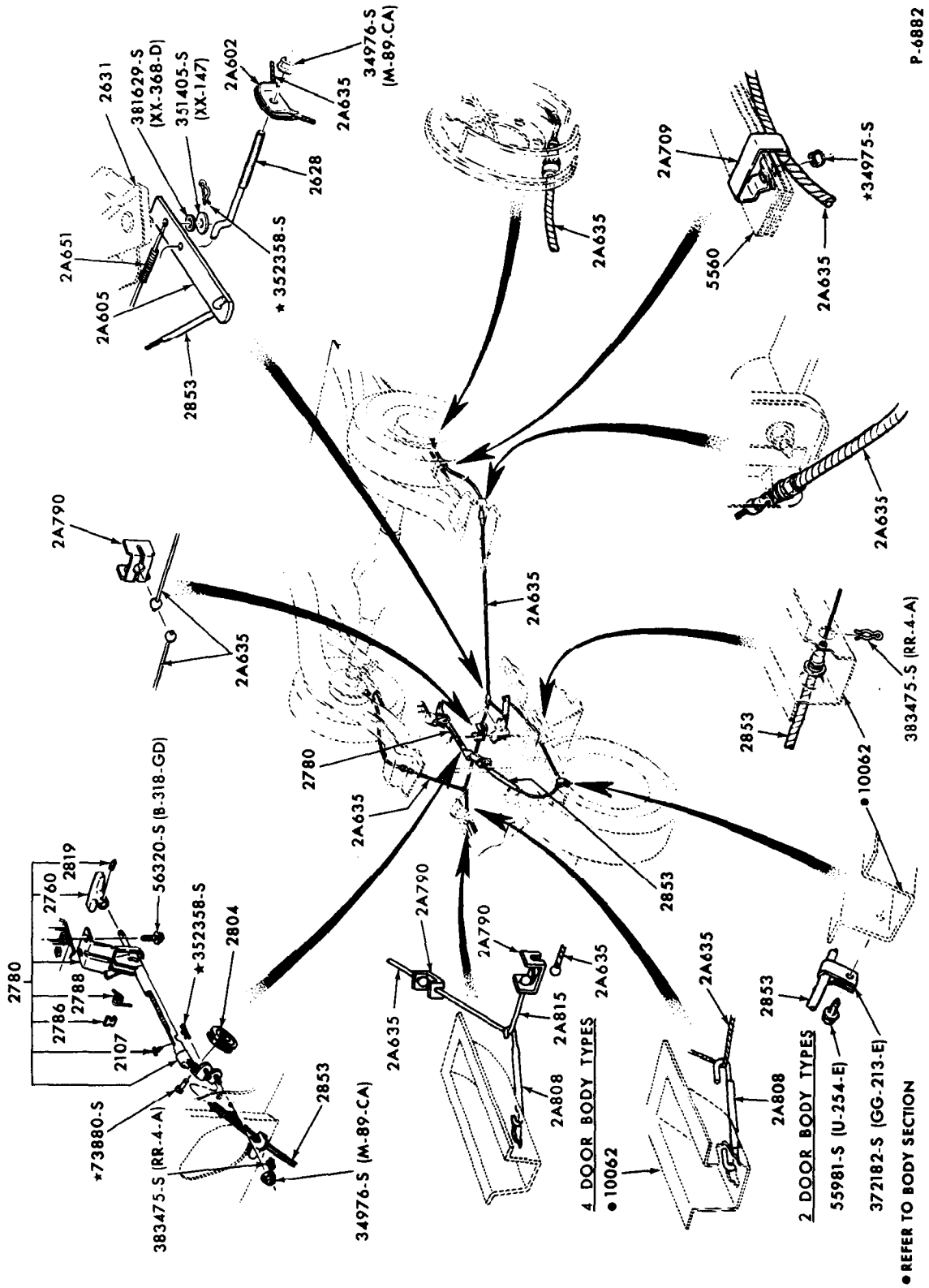

PARKING BRAKE SYSTEM
1970/72 MAVERICK

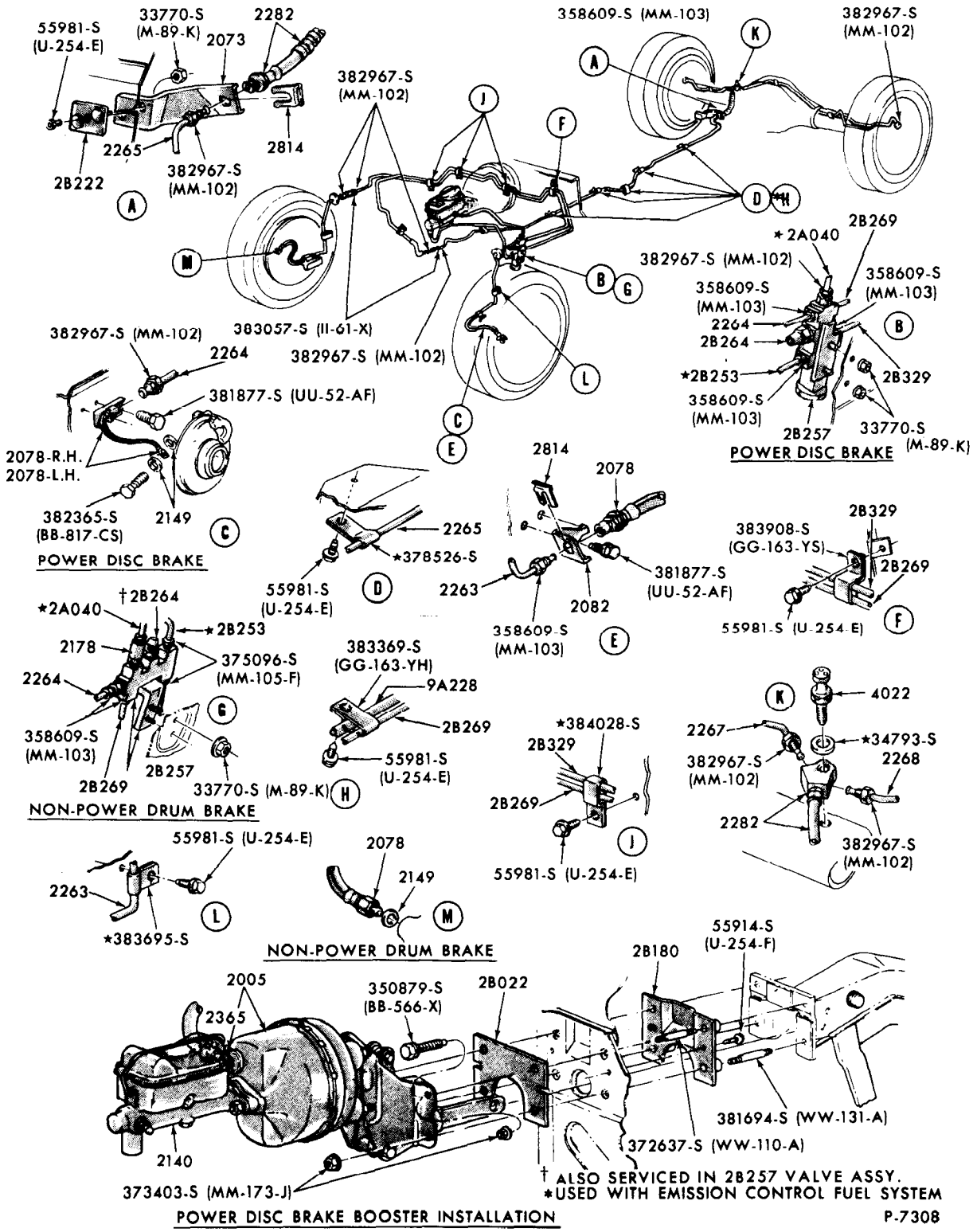

DISC & DRUM BRAKE SYSTEM
1970/71 FAIRLANE/TORINO

COPYRIGHT © 1975 — FORD MOTOR COMPANY — DEARBORN, MICHIGAN

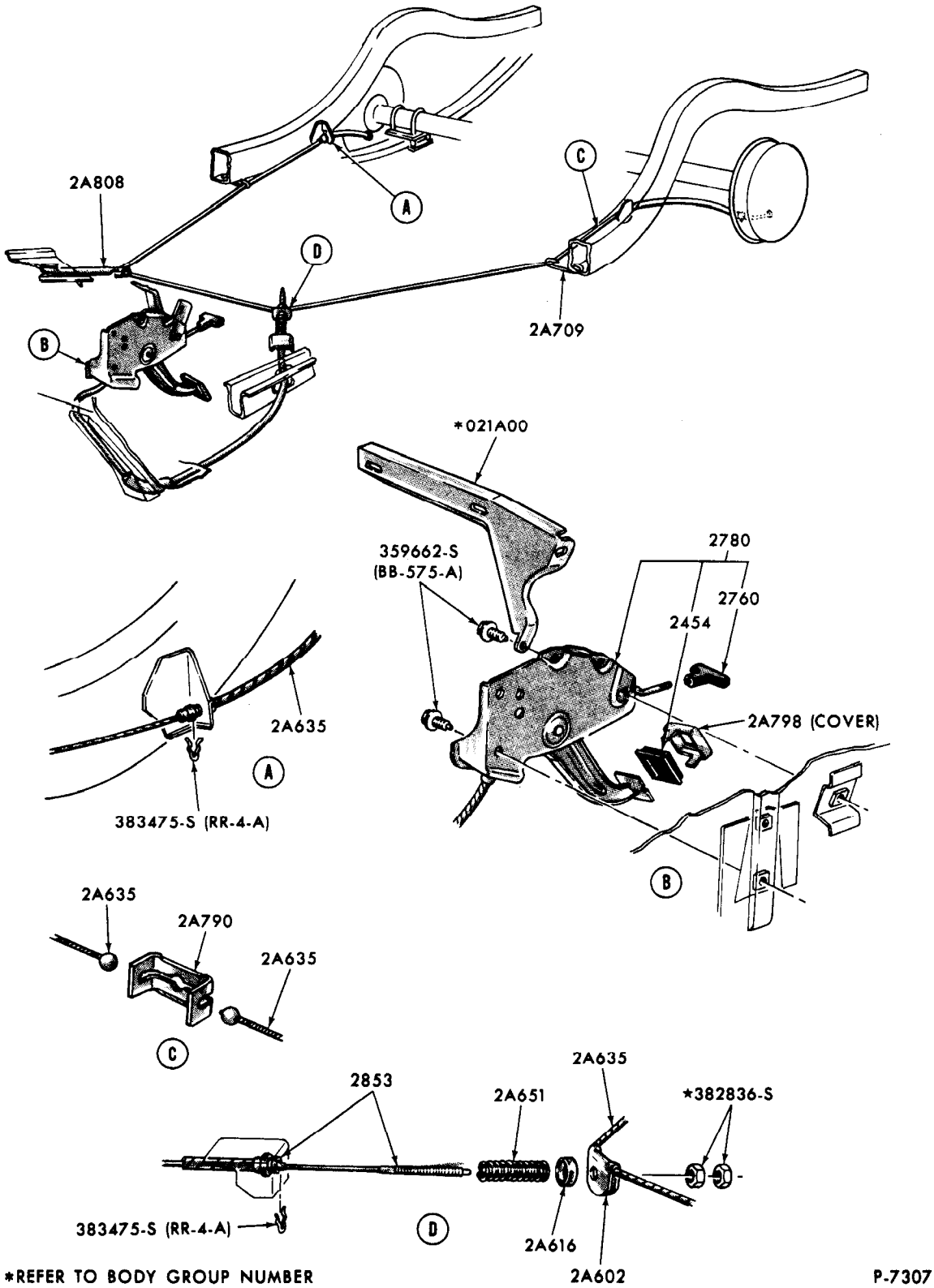

*REFER TO BODY GROUP NUMBER

P-7307

PARKING BRAKE SYSTEM
1970/71 FAIRLANE/TORINO

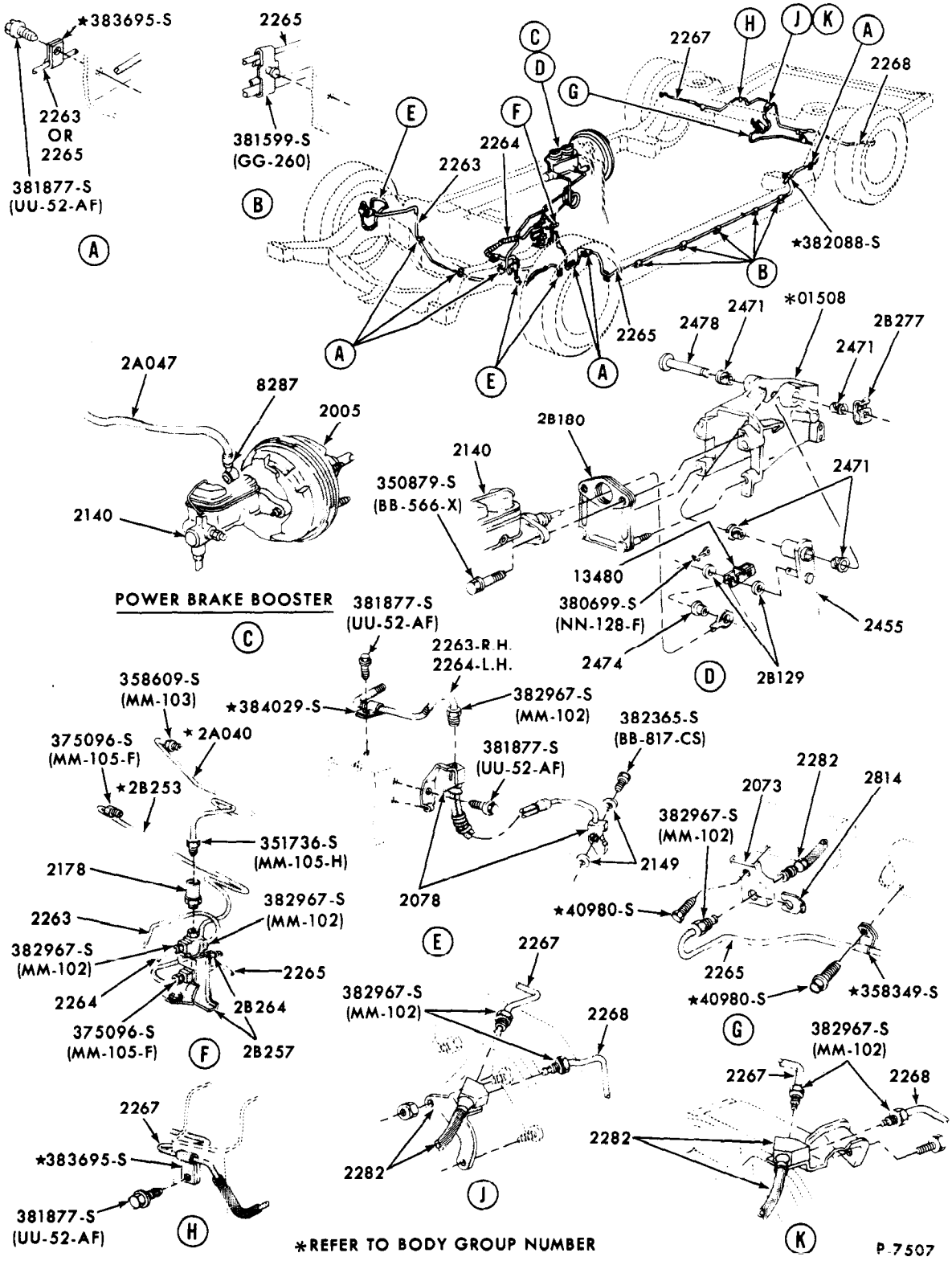

★REFER TO BODY GROUP NUMBER

DRUM BRAKE SYSTEM
1970/72 FORD

COPYRIGHT © 1975 — FORD MOTOR COMPANY — DEARBORN, MICHIGAN

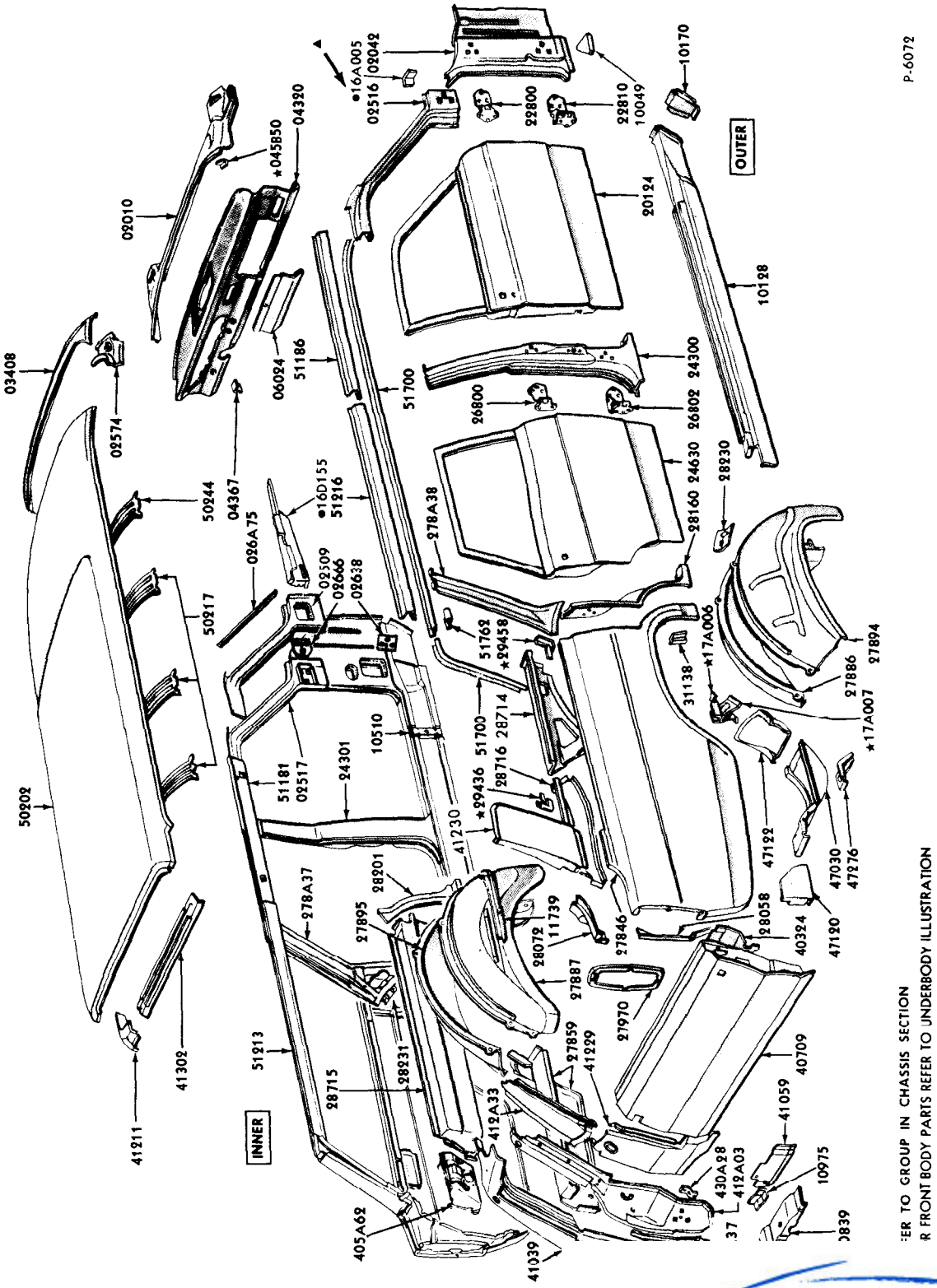
P-6072
OUTER
INNER
03408
02574
50902
41211
41302
50244
50217
02010
04367
06024
51186
51700
04320
★045850
●16A005
02516
02042
22800
22810
10049
10170
20124
10128
24300
26800
26802
24630
28160
28230
●16D155
51216
026A75
02509
02666
02638
278A38
51769
★29458
31138
★17A006
27886
27894
★17A007
51181
02517
24301
10510
51700
28716
28714
★29436
41230
47122
47030
47276
278A37
28201
27895
28072
11739
27846
28058
40324
47120
27887
27970
27859
41229
40709
51213
28715
28231
412A33
41059
430A28
412A03
10975
405A62
41039
0839
:ER TO GROUP IN CHASSIS SECTION
R FRONT BODY PARTS REFER TO UNDERBODY ILLUSTRATION

Buy Now